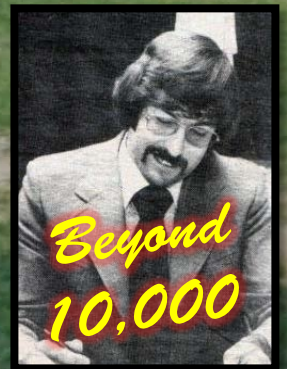


# WARRANDYTE CRICKET CLUB



Vol.3

# SEASON ANNUAL



2 MORE RUNS

FIXTURES  
STATS  
AWARDS  
PHOTOS  
EVENTS  
TEAM OF THE YEAR  
and MUCH MORE!

2013/14  
EDITION



# 2013/14 WCC COMMITTEE & CONTACTS

## EXECUTIVE

<b>PRESIDENT</b> president@warrandytecc.com	<b>Ben Taylor</b> 0401 786 652
<b>SECRETARY</b> secretary@warrandytecc.com	<b>Justin Cleaves</b> 0431 292 841
<b>TREASURER</b> treasurer@warrandytecc.com	<b>Michael Canty</b> 0426 149 262

## COMMITTEE

<b>SENIOR COORDINATOR</b> operations@warrandytecc.com	<b>Greg Warren</b> 0412 368 078
<b>JUNIORS COORDINATOR</b> junioradmin@warrandytecc.com	<b>Chris Jackson</b> 0419 362 740
<b>VETERANS COORDINATOR</b> veterans@warrandytecc.com	<b>John Ryan</b> 0411 818 110
<b>MILO in2CRICKET</b> in2cricket@warrandytecc.com	<b>Steve Pascoe</b> 0431 170 963
<b>WEBSITE/REGISTRATION</b> mystery@warrandytecc.com	<b>Stephen Goddard</b> 0411 367 808
<b>CATERING/BAR MANAGER</b> catering@warrandytecc.com	<b>Stewart Smead</b> 0437 355 586
<b>SOCIAL</b> social@warrandytecc.com	<b>Dylan Burns</b> 0412 522 944

### GENERAL COMMITTEE

Dylan Burns, Tom Ellis, Mitch Gaffney, Steve Goddard  
Chris Jackson, Steve Pascoe, John Ryan, Greg & Luke Warren

## MATCH DAY CONTACTS

<b>SENIOR C.O.S.</b>	<b>Greg Warren</b>	<b>0412 368 078</b>
<b>1st XI CAPTAIN</b>	<b>Adam White</b>	<b>0402 413 910</b>
<b>2nd XI CAPTAIN</b>	<b>Cameron Day</b>	<b>0417 311 685</b>
<b>3rd XI CAPTAIN</b>	<b>Stewart Smead</b>	<b>0437 355 586</b>
<b>4th XI CAPTAIN</b>	<b>Brett Kline</b>	<b>0412 323 000</b>
<b>DEV. ACADEMY</b>	<b>Jason Graf</b>	<b>0418 654 555</b>
<b>U10s (W) COACH</b>	<b>David Mooney</b>	<b>0418 307 703</b>
<b>U10s (R) COACH</b>	<b>Peter Mackey</b>	<b>0421 235 629</b>
<b>U12s (W) COACH</b>	<b>Grant Ward</b>	<b>0414 218 489</b>
<b>U12s (R) COACH</b>	<b>Mark Armstrong</b>	<b>0488 103 382</b>
<b>U14s COACH</b>	<b>Mark Padfield</b>	<b>0419 001 151</b>
<b>U16s COACH</b>	<b>James Yoffa</b>	<b>0403 018 383</b>

PRESIDENT'S MESSAGE	2
PREVIEWS	3 & 6
FIXTURES - SENIORS	4
FIXTURES - OTHERS	5
2012/13 REVIEW	7
AWARDS	8
TEAM REVIEWS	9-22
AW TEAM OF THE YEAR	13-14
UPCOMING EVENTS	23
LIFE MEMBERS	24
CURRENT CAREER STATS	25
TEAM RECORDS	26



[www.warrandytecc.com](http://www.warrandytecc.com)

### Training times:

**Seniors:** Tuesdays & Thursdays 5:30pm

**Juniors:** U10's Mon 4:30-6pm

U12s/14s/16s Wed 4:30-6pm

**Veterans:** Fridays 5:30pm

### Fees:

**Seniors:** \$300 (\$330 after Oct 31) Conc \$180

**Juniors:** \$150 (U10s \$70) plus \$20 shirt

**Veterans:** \$120 (or per match by arrangement)  
Over 60s - \$40 plus \$10 per game

**Milo in2Cricket:** 1st year \$75, 2nd year \$35

See your coordinator or treasurer for payment arrangements

### Warrandyte Cricket Club Annual

3rd Edition (Season 2013/14)

Published: 01/10/2013

Published by: Dirt Locker Productions

Editor: Stephen Goddard

Player reviews: Ryan Hoiberg

Circulation: 200



## PRESIDENT'S MESSAGE

There is a definite buzz around the Warrandyte Cricket Club as we get ourselves set for season 2013/14. A busy offseason has led to the beginnings of what promises to be a very exciting time at the club. This season sees some returning faces, as players from previous years look to impose themselves upon the competition again. What makes this more exciting is the fact that these players will be joined by up and coming talent. With an entire season ahead of us, it is easy to have a positive outlook about what lays ahead.

The construction of the new clubrooms is well underway and those involved are still hoping to have the facility completed by early 2014. This will be challenging for the club in that we will need to operate out of storage facilities and other temporary arrangements. However, motivation should come easily as we watch our new facilities slowly take shape. Like many things at our club, the new facilities are a positive feature that we can look forward to.

I am excited to announce the beginning of our Junior Development Academy for this season. Much work has been done by Greg Warren in forming the squad of players and an exciting program, involving specialist coaching and ongoing support of younger players trying to make their mark on senior cricket. The squad will be coached by Jason Graf, who has put his hand up to help out some very exciting prospects. The consistent message still remains that it is every member's responsibility to support the younger talent at our club in order to ensure our ongoing strength.

Lastly, I'd like to wish our members all the best for the coming season. There's plenty already organised for a busy social calendar and the season looks to be both a fun and hopefully successful one. Enjoy your cricket and being a part of our great club.

**Ben Taylor**  
President

## JUNIOR'S MESSAGE

A warm welcome to the 2013/14 cricket season is extended to all established and new players to our club. There is much activity off the field at the moment as we prepare for a big year on the field. Many changes have been put in place for the upcoming season, all designed to make the WCC Juniors bigger and better than ever. Including a Junior Committee for the first time and a comprehensive coaching program for all junior grades.

There has been a concerted effort to recruit players this year and the fact the Aussies are battling the old enemy in the Ashes has certainly sparked a strong interest. I'm proud to announce that the WCC Juniors will have 6 teams this year; 1 U/16, 1 U/14, 2 U/12 and 2 U10 teams. That's 33+ more kids running around in Bloods cricket attire than last season. We have 15 coaches and 6 team managers, as part of a brand new coaching structure being introduced to ensure the kids get a quality and fun learning experience. Cricket is a game that can be played into your 60s, as our veterans are currently showing. It is important to lay the foundations correctly from a young age, to make sure a life long enjoyment of our great game.

Each year we aim to continually improve the quality of our operations, so that a safe, enjoyable and positive environment is created for players and their families. Each young player will be treated with respect and encouragement to develop skills and acquire a sense of belonging to a club with a rich history. A strong junior section will ensure ongoing club development and success. The club strives to develop pride and excellent attitudes to the game, their team members and opponents. Through cricket, good qualities such as determination, concentration and teamwork are nurtured. Ours is also a family club. We rely on parents and friends to support the junior club on and off the field.

Events are held during the season for families to meet, become better acquainted and support the club financially. In closing may I thank team coaches, managers and scorers for their dedication and commitment to the youth of our club.

**Chris Jackson**  
Junior Coordinator

*Front cover photos: Ben McMellan after scoring 108. Insets: Steve Pascoe needs 64 runs for 10,000 at Warrandyte, and Brett Kline needs 2 runs for the most ever at senior level.*

### FIRST XI CAPTAIN'S MESSAGE

I still remember the excitement of representing the Warrandyte Cricket Club for the very first time like it was yesterday. It was early October 1985. 28 years ago. I had just turned eight a month earlier and I was about to make my competitive cricket debut in the Under 12/C team and we were to play Heathmont Baptists at Anderson's Creek Primary School.

My dad was in the First XI at Warrandyte at the time, making mountains of runs every Saturday afternoon, but in the morning he and my uncle John Chapman took on the role of managers of the fledgling team. The night before our first game, my dad was so worried about the state of the long grass on the oval at the school, he wheeled his lawnmower down the hill from home and cut almost the entire outfield without the school's permission as it got dark. It had the build-up of a Test match on the MCG, even though it was everything but.

I remember the night before sleeping in bed with my brand new red Warrandyte cap next to me and my new whites draped over a chair in the bedroom. I remember being tempted to wear them to bed as pyjamas I was so excited about what was about to unfold the next morning. The next morning didn't turn out as planned. We were all bowled out for about 30 and I made a cautious but unbeaten two batting in the middle order. I was so small I was only just taller than the stumps, so I was hardly going to be playing confident cover drives through the off side over the newly cut outfield. But I held my own and I ran out of partners before I had the chance to try and at least get to double figures!

When it was our turn to bowl, we didn't get a wicket, yet the bigger boys – and the clearly better boys, of Heathmont Baptists scored 190 from their allotted overs. I felt I bowled five economical overs, but I never really threatened the batsmen. While we got belted, it didn't matter to us. We were all of about the same age, about to embark on a cricket adventure together. We just loved the chance to play cricket and we were also fiercely proud about getting the chance to represent Warrandyte and wear the red colours. I was playing for the town I lived in and played for the same club as my dad. It was a really big deal.

Some would play only a handful of games, but others like me are still playing cricket nearly 30 years later and I'm proud to say I'm still playing at the Warrandyte Cricket Club.

The reason I wanted to share that story is because as I get ready for another year of cricket representing the Warrandyte Cricket Club, I feel the same pride as I did on that first crisp October morning in 1985. But I also have that same excitement and that's thanks to an amazing last few months. Since I was asked to captain the Warrandyte Cricket Club again, I've been overwhelmed with the positive response from people that are going to help share a very exciting period in the club's history. Some of Warrandyte's most talented young players in the club's recent history have either returned to the club or recommitted to the club after a period away.

Players like Ayrton Dehmel, Jack Ellis, Chris Barry, Alex McIntosh and Daniel Nilsson have all returned to where they also had their first memories as a cricketer. For some of those names, they have left a high standard of cricket to help be a part of a new era for the club because they also feel a deep passion and belonging for Warrandyte. That group of players joins a hugely exciting group of the next generation of Warrandyte cricketers that either got a taste of First Eleven cricket last year, or are on the cusp of becoming First Eleven players in the future. That group combines wonderfully well with the players I've mentioned, along with a senior core of players that like me, bleed red and white like Dave Mooney and Campbell Holland.

I can't ever remember being so excited about Warrandyte's future. I am determined to help build the foundations of a strong club again that sets high standards and can bring sustained success over a long period of time. But always in an environment where we all enjoy our cricket and enjoy each other's cricketing experiences together. I wouldn't have put my hand up to be captain if I didn't believe we could achieve all of those things, but with so many quality players and quality young people returning, it gives me even greater confidence we can all share the same success and passion for our great club together in all grades of cricket. My role is to set the example on the field, uphold high standards, create a positive and enjoyable environment and help improve everyone's cricket.

It's so important that this year is about trying to be the best cricketers we can be, but also having fun along the way and enjoying the game. After all, we're playing cricket because we love playing it. Just like we did when we put on our whites and our red Warrandyte cap for the very first time.

Enjoy the season and the hopeful success it brings. And remember, we are all in together.

Adam White  
WCC 1st XI Captain

Player subs are the major income to cover the day to day operating costs to run a local cricket club.  
See your coordinator and...

## Support your club by paying your subs on time

Early payment by **November 1** helps us provide equipment, helps future planning and saves you 10%  
See page 1 for prices

	Rd	Dates	Home Team	Away Team	Venue	P-W-L	Last 5 Recent →
1st XI - WILKINS CUP	1	Oct 5-12	Lilydale 1st XI	vs Warrandyte 1st XI	Lilydale Reserve No.1	28-14-12	LWWLL
	2	Oct 19-26	Warrandyte 1st XI	vs Wonga Park 1st XI	Warrandyte Reserve No.1	34-16-14	WLLDW
	3	Nov 2-9	Croydon Ranges 1st XI	vs Warrandyte 1st XI	Silcock Reserve No.1 (Nth)	16-8-7	WWLLL
	4	Nov 16-23	Warrandyte 1st XI	vs East Ringwood 1st XI	Warrandyte Reserve No.1	32-14-16	LWLWL
	5	Nov 30-7	Montrose 1st XI	vs Warrandyte 1st XI	Montrose Reserve	26-13-11	WWWLL
	6	Dec 14-21	Warrandyte 1st XI	vs Chirnside Park 1st XI	Warrandyte Reserve No.1	7-6-0	WWWWW
	7	Jan 11	Lilydale 1st XI	vs Warrandyte 1st XI	Lilydale Reserve No.1	28-14-12	LWWLL
	8	Jan 18	Templeton 1st XI	vs Warrandyte 1st XI	Templeton Reserve	6-2-4	WLWLL
	9	Jan 25-1	Warrandyte 1st XI	vs Kilsyth 1st XI	Warrandyte Reserve No.1	21-7-12	LWWDL
	10	Feb 8-15	South Warrandyte 1st XI	vs Warrandyte 1st XI	Colman Reserve	11-6-3	WWWWL
	11	Feb 22-1	Warrandyte 1st XI	vs Wonga Park 1st XI	Warrandyte Reserve No.1	34-16-14	WLLDW
2nd XI - A GRADE	1	Oct 5	Warrandyte 2nd XI	vs Scoresby/Ferndale 2nd XI	Warrandyte Reserve No.1	3-2-1	WWL
	2	Oct 12	Warrandyte 2nd XI	vs Bayswater Park 3rd XI	Warrandyte Reserve No.1	16-12-3	WLWWW
	3	Oct 19	Croydon Ranges 3rd XI	vs Warrandyte 2nd XI	Silcock Reserve No.2 (Sth)	24-13-9	DWWLW
	4	Oct 26	Wantirna South 3rd XI	vs Warrandyte 2nd XI	Lewis Park No.2 (South)	19-7-10	LWLWL
	5	Nov 2	Warrandyte 2nd XI	vs South Warrandyte 2nd XI	Warrandyte Reserve No.1	11-3-5	LLWWD
	6	Nov 9	Warrandyte 2nd XI	vs Wonga Park 3rd XI	Warrandyte Reserve No.1	24-9-12	DWWLL
	7	Nov 16-23	Wonga Park 3rd XI	vs Warrandyte 2nd XI	Wonga Park No.2	24-9-12	DWWLL
	8	Nov 30-7	Warrandyte 2nd XI	vs South Warrandyte 2nd XI	Warrandyte Reserve No.1	11-3-5	LLWWD
	9	Dec 14-21	Chirnside Park 2nd XI	vs Warrandyte 2nd XI	Kiloran Park No.1 (South)	11-6-4	WWWWW
	10	Jan 11	Warrandyte 2nd XI	vs Bayswater Park 3rd XI	Warrandyte Reserve No.1	16-12-3	WLWWW
	11	Jan 18	Warrandyte 2nd XI	vs Scoresby/Ferndale 2nd XI	Warrandyte Reserve No.1	3-2-1	WWL
	12	Jan 25-1	Scoresby/Ferndale 2nd XI	vs Warrandyte 2nd XI	Exner Reserve	3-2-1	WWL
	13	Feb 8-15	Warrandyte 2nd XI	vs Wantirna South 3rd XI	Warrandyte Reserve No.1	19-7-10	LWLWL
	14	Feb 22-1	Croydon Ranges 3rd XI	vs Warrandyte 2nd XI	Silcock Reserve No.2 (Sth)	24-13-9	DWWLW
3rd XI - D GRADE	1	Oct 5	Warrandyte 3rd XI	vs Warranwood 4th XI	Warrandyte Reserve No.2	33-16-16	LWWLW
	2	Oct 12	Warrandyte 3rd XI	vs Eastfield 2nd XI	Warrandyte Reserve No.2	9-2-7	WLLLW
	3	Oct 19	Kilsyth 4th XI	vs Warrandyte 3rd XI	Roy Baldwin (Pinks Res)	12-5-5	LLLWW
	4	Oct 26	North Ringwood 4th XI	vs Warrandyte 3rd XI	Norwood S/C	15-7-7	WWWLD
	5	Nov 2	Bayswater Park 4th XI	vs Warrandyte 3rd XI	Sasses Avenue Reserve	1-0-1	LLL
	6	Nov 9	Montrose 4th XI	vs Warrandyte 3rd XI	Kiloran Park No.1 (South)	12-8-4	WWLLL
	7	Nov 16-23	Warrandyte 3rd XI	vs Montrose 4th XI	Warrandyte Reserve No.2	12-8-4	WWLLL
	8	Nov 30-7	Warrandyte 3rd XI	vs Bayswater Park 4th XI	Warrandyte Reserve No.2	1-0-1	LLL
	9	Dec 14-21	South Warrandyte Hawks	vs Warrandyte 3rd XI	Croydon Hills P/S	10-4-4	LDWWW
	10	Jan 11	Warrandyte 3rd XI	vs North Ringwood 4th XI	Warrandyte Reserve No.2	15-7-7	WWWLD
	11	Jan 18	Warrandyte 3rd XI	vs Warranwood 4th XI	Warrandyte Reserve No.2	33-16-16	LWWLW
	12	Jan 25-1	Warranwood 4th XI	vs Warrandyte 3rd XI	Quambee Reserve No.2	33-16-16	LWWLW
	13	Feb 8-15	Warrandyte 3rd XI	vs Eastfield 2nd XI	Warrandyte Reserve No.2	9-2-7	WLLLW
	14	Feb 22-1	Kilsyth 4th XI	vs Warrandyte 3rd XI	Roy Baldwin (Pinks Res)	12-5-5	LLLWW
4th XI - G GRADE	1	Oct 5	Wantirna South 5th XI	vs Warrandyte 4th XI	Fair Hills H/S	6-5-1	WLWLL
	2	Oct 12	Templeton 5th XI	vs Warrandyte 4th XI	Schultz Reserve	6-3-3	LLLLW
	3	Oct 19	Warrandyte 4th XI	vs North Ringwood 6th XI	Warrandyte Reserve No.2	13-7-3	WLWLL
	4	Oct 26	Warrandyte 4th XI	vs Scoresby/Ferndale 3rd XI	Warrandyte Reserve No.2	0-0-0	
	5	Nov 2	Warrandyte 4th XI	vs Wonga Park 6th XI	Warrandyte Reserve No.2	5-2-2	LLWWL
	6	Nov 9	Warrandyte 4th XI	vs Warranwood 5th XI	Warrandyte Reserve No.2	9-3-3	LWWLL
	7	Nov 16-23	Wonga Park 6th XI	vs Warrandyte 4th XI	Lilydale Heights S/C	5-2-2	LLWWL
	8	Nov 30-7	Warranwood 5th XI	vs Warrandyte 4th XI	Lipscombe Park	9-3-3	LWWLL
	9	Dec 14-21	Warrandyte 4th XI	vs South Croydon 3rd XI	Warrandyte Reserve No.2	4-3-0	WWDW
	10	Jan 11	Scoresby/Ferndale 3rd XI	vs Warrandyte 4th XI	Scoresby S/C	0-0-0	
	11	Jan 18	Wantirna South 5th XI	vs Warrandyte 4th XI	Fair Hills H/S	6-5-1	WLWLL
	12	Jan 25-1	Warrandyte 4th XI	vs Wantirna South 5th XI	Warrandyte Reserve No.2	6-5-1	WLWLL
	13	Feb 8-15	Templeton 5th XI	vs Warrandyte 4th XI	Schultz Reserve	6-3-3	LLLLW
	14	Feb 22-1	Warrandyte 4th XI	vs North Ringwood 6th XI	Warrandyte Reserve No.2	13-7-3	WLWLL

Qualifying & Elimination Finals: March 8 & 9 Preliminary Finals: March 15 & 16 Grand Finals: March 22 & 23

Playing times 1:00pm - 6:00pm Home teams provide afternoon tea

Fixtures subject to change. Check the MyCricket website or fixture on noticeboard



2nd XI - 3 November 2012



# 2013/14 FIXTURES

	Rd	Dates	Rd	Dates
UNDER 10s	1	Oct 11	9	Dec 6
	2	Oct 18	10	Dec 13
	3	Oct 25	11	Jan 24
	4	Nov 1	12	Jan 31
	5	Nov 8	13	Feb 7
	6	Nov 15	14	Feb 14
	7	Nov 22	15	Feb 21
	8	Nov 29	16	Feb 28

Playing times:  
Fridays 4:45pm - 7:30pm

Full junior fixtures unavailable at time of printing  
Check the noticeboard or [MyCricket](#) website for details

	Rd	Dates
UNDER 12s	1	Oct 11-18
	2	Oct 25-1
	3	Nov 8-15
	4	Nov 22-29
	5	Dec 6-13
	6	Jan 17-24
	7	Jan 31-7
	8	Feb 14-21
	SF	Feb 28-7
	GF	Mar 14-21

Playing times:  
Fridays 5:15pm - 8:20pm

	Rd	Dates
UNDER 14s & 16s	1	Oct 5-12
	2	Oct 19-26
	3	Nov 2
	4	Nov 9-16
	5	Nov 23-30
	6	Dec 7-14
	7	Jan 18-25
	8	Feb 1-8
	9	Feb 15-22
	10	Mar 1-8
	SF	Mar 15-16
	GF	Mar 22-23

Playing times:  
Saturdays 8:45pm - 11:30pm

	Rd	Dates	Home Team	Away Team	Venue
OVER 40s - 3	1	Oct 13	Warrandyte 1	vs Montrose 2	Warrandyte Reserve No.1
	2	Oct 27	Bayswater Park 1	vs Warrandyte 1	Guy Turner Reserve
	3	Nov 10	Warrandyte 1	vs Templeton 2	Warrandyte Reserve No.1
	4	Nov 24	Warrandyte 1	vs North Ringwood 2	Warrandyte Reserve No.1
	5	Jan 19	Warrandyte 1	vs Bayswater Park 1	Warrandyte Reserve No.1
	6	Feb 2	Olinda 1	vs Warrandyte 1	Olinda Reserve
	7	Feb 16	Montrose 2	vs Warrandyte 1	Montrose Reserve
OVER 40s - 4	1	Oct 13	Mount Evelyn 2	vs Warrandyte 2	Mt Evelyn Reserve
	2	Oct 27	Warrandyte 2	vs Bayswater Park 2	Warrandyte Reserve No.1
	3	Nov 10	Bye		
	4	Nov 24	South Warrandyte 2	vs Warrandyte 2	Croydon Hills P/S
	5	Jan 19	Wonga Park 3	vs Warrandyte 2	Wonga Park No.2
	6	Feb 2	Heathmont Baptist 1	vs Warrandyte 2	Heathmont Reserve
	7	Feb 16	Warrandyte 2	vs Croydon Ranges 1	Warrandyte Reserve No.1
OVER 50s	1	Oct 13	Mitcham Yellow	vs Warrandyte	Mullauna SC - East Oval
	2	Oct 27	Warrandyte	vs Wonga Park	Warrandyte Reserve No.1
	3	Nov 10	Warrandyte	vs Mont Albert Green	Warrandyte Reserve No.1
	4	Nov 24	North Balwyn	vs Warrandyte	Macleay Park #2
	5	Jan 19	Warrandyte	vs South Warrandyte	Warrandyte Reserve No.1
	6	Feb 2	Box Hill North	vs Warrandyte	Elgar Park-South East
	7	Feb 16	Forest Hill	vs Warrandyte	Forest Hill Reserve

Semi Finals: February 23    Grand Final: March 2  
All start times 1:00pm

	Rd	Dates	Home Team	Away Team	Venue
OVER 60s - VOSCA	1	Oct 13	Essendon	vs Warrandyte	Essendon
	2	Oct 20	Warrandyte	vs Nondescript X1	Warrandyte
	3	Oct 27	ACS	vs Warrandyte	ACS
	4	Nov 3	Warrandyte	vs Geelong	Warrandyte
	5	Nov 10	Vic Country	vs Warrandyte	Vic Country
	6	Nov 17	Warrandyte	vs Hobsons Bay	Warrandyte
	7	Nov 24	Casey Iona	vs Warrandyte	Casey Iona
	8	Dec 1	Warrandyte	vs Essendon	Warrandyte
	9	Dec 8	Warrandyte	vs Glen Waverley	Warrandyte
	10	Dec 15	Hobsons Bay	vs Warrandyte	Hobsons Bay
	11	Jan 5	Bayside Blue	vs Warrandyte	Bayside Blue
	12	Jan 12	Iona	vs Warrandyte	Iona
	13	Jan 19	Sunbury	vs Warrandyte	Sunbury
	14	Jan 26	Warrandyte	vs Bayside Gold	Warrandyte
	15	Feb 2	Mornington	vs Warrandyte	Mornington
	16	Feb 9	Warrandyte	vs Yarra Valley	Warrandyte
	17	Feb 16	Warrandyte	vs Gippsland	Warrandyte
	18	Feb 23	Warrandyte	vs Nondescript XI	Warrandyte
	19	Mar 2	Mt Evelyn	vs Warrandyte	Mt Evelyn

No Finals

All start times 11:30am

All fixtures subject to change. Check the MyCricket website or fixture on noticeboard

## VETERAN'S MESSAGE

While on-field results for our Masters and Legends teams may not have been as successful as we would have liked last season, the fact that we were able to put 4 veterans teams into competitions with RDCA and VOSCA for the first time was a great achievement and augers well for the continued retention of players and attraction of new members to the more leisurely and social pursuits of Veterans cricket.

So, once again, we will be fielding these teams for the coming season. Please refer elsewhere in this almanac for fixture details.

Unfortunately, James Yoffa has succumbed to off-season injury and will be unable to play in future so there will be a change in leadership for the Legends team. Also, with extensive commitments elsewhere in the Club, Chris Jackson has decided to relinquish the reins of the Masters A team and, as with the other teams, the committee is considering nominations for these posts.

There has been some movement on the Veterans Sub-committee and it is pleasing to confirm the following members for the coming season:

John Ryan	Rep to Senior Committee	Ph: 9844-4330
Steve Pascoe	Secretary	(m) 0431170963
Murray Walton	Treasurer	(m) 0418584781
Nic Papadopoulos	RDCA Vets Delegate / Masters	(m) 0415304400
Jamie Reeve	Masters Representative	(m) 0468341350
Spike Johnson	Legends Representative	(m) 0409426170
Greg Warren	Legends representative	(m) 0412368078
Ian Sharp	SOB's Representative	(m) 0407506253
Barry Johnson	SOB's Representative	(m) 0417102057
Alan Williams	General Committee	(m) 0419521704

Perhaps the most exciting development over the winter has been the amalgamation of the RDCA Legends competition with that of Box Hill Reporter & District CA to form a 2 tire competition of 8 teams each. While it may mean a little more travel for our Legends team, the benefits will be in better playing facilities (at least 3 more turf pitches) and a more even competition.

Initiatives are also on the cards for the Masters competition with, at least, 3 more teams being entered and the probability of a 4<sup>th</sup> division.

So too the Over 60's competition continues to expand with additional teams and growing mid-week competition.

Plenty of cricket for all with membership fees remaining as per last season viz.

**Masters & Legends** - \$120 for season or per match at \$60 for first game then \$20 per match thereafter.

**SOB's** - \$40 for first game then \$10 per match thereafter.

**NB:** Veterans playing Senior Saturday cricket and paying full Club membership - \$40







# 2012/13 SEASON REVIEW



## 2012/13 PRESENTATION NIGHT RESULTS

1st XI Club Champion David Mooney

*(Jack McAuley Memorial Shield)*

Senior Club Champion Greg Warren

*(Darryl Valentine Award)*

Steve Pascoe Medal David Mooney



Junior Club Champion

*(Les Adams Memorial Shield)*

Joel Bumpstead



## 1st XI AWARDS

Gerald Walshe Medal	David Mooney	
Batting Award	Adam White	51.14
Bowling Award	David Mooney	22.06
Fielding Award	Mitchell Gaffney	
Captain's Award	Ben Taylor	
T20 Best Player	Matthew Chapman	




## 2nd XI AWARDS

Brett Kline Medal	Craig Lincoln	
Batting Award	Stewart Smead	24.00
Bowling Award	Nick Taylor	20.63
Fielding Award	Ryan Hoiberg	
Captain's Award	Stephen Goddard	



## 3rd XI AWARDS

Nathan Croft Medal	Luke Killey	
Batting Award	Luke Revell	30.29
Bowling Award	Luke Killey	8.53
Fielding Award	Joel Bumpstead	
Captain's Award	Michael Bowyer	



## 4th XI AWARDS

Jim Gathercole Medal	Rakesh Khatri	
Batting Award	Greg Warren	45.63
Bowling Award	Greg Warren	19.19
Fielding Award	Peter Hanson	
Captain's Award	Dylan Burns	



## MILESTONES (Seniors unless noted)

200 Games A.Beardall, D.Gidley, C.Holland, 5000 Runs A.White, 4000 Runs T.Brent, 3000 Runs C.Holland, 2000 Runs A.Beardall, B.Taylor, 300 Wickets A.Beardall, 5000 Career Runs G.Lawrence

## U16 AWARDS

Batting Award	Joel Bumpstead	102.5
Bowling Award	Luke Killey	8.53
Fielding Award	Mark Baker	
Coach's Award	William Coard	

## U14 AWARDS

Batting Award	No Award
Bowling Award	No Award
Fielding Award	No Award
Coach's Award	No Award

## U12 AWARDS

Batting Award	Bailey Bowyer	30.50
Bowling Award	Brady Poole	8.21
Fielding Award	Thomas Jackson	
Coach's Award	Thomas McKenzie	

## COMPETITION AWARDS

Batting Award (U16-3)	Joel Bumpstead	102.5
Bowling Award (U16-3)	Luke Killey	8.53

## CLUB AWARDS

Club Person of the Year	Greg Warren	
President's Award	Dylan Burns	
Best Junior Playing Seniors	Luke Killey	
'Senseless Slogging' Most 6s	Simon Bowyer	10
Duck Award	Matthew Gamble	4



The Hoiflick - 2nd XI - 10 November 2012

## 1st XI - WILKINS CUP

Captain: Campbell Holland

Played 11 Won 3 Lost 8 Tied 0 No Result 0 Players Used 22 Final Position: 9th

LADDER	W	L	P	%	MOST RUNS	MOST WICKETS	MEDAL VOTES	HIGH TEAM SCORE
1. St Andrews 1st XI	8	3	64	1.72	358 A.White	18 D.Mooney	16 D.Mooney	10/231 vs Lilydale R10
2. Montrose 1st XI	8	3	64	1.50	327 B.Taylor	14 M.Gaffney	15 A.White	LOW TEAM SCORE
3. Kilsyth 1st XI	7	3	64	1.44	216 T.Brent	13 C.Holland	6 C.Holland	10/69 vs East Ringwood R09
4. Croydon Ranges 1st XI	7	4	60	1.36	213 D.Mooney	6 C.Lincoln	T.Brent	
5. Templeton 1st XI	7	4	60	1.32			9 M.Gaffney	BEST PARTNERSHIP
6. East Ringwood 1st XI	7	4	60	1.22	HIGH SCORES	BEST BOWLING	6 B.Taylor	118 B.Taylor (47) & A.White (60)
7. Lilydale 1st XI	4	7	32	0.86	81 T.Brent	4/28 D.Mooney		3rd wicket vs Lilydale R10
8. Wonga Park 1st XI	3	7	28	0.70	72 A.White	3/20 D.Mooney	1st XI DEBUTS	
9. Warrandyte 1st XI	3	8	24	0.53	67 A.White	3/21 M.Gaffney	Ellis, Hoiberg, Duffell,	RECORDS
10. Eastfield 1st XI	0	11	0	0.45	60 B.Taylor	3/33 L.Warren	N.Taylor, Baker, McMellan, Stafford	Nil

## RESULTS

R01	Won	Warrandyte 10/212 (Mooney 56, B.Taylor 45, Warren 21) d	East Ringwood 10/195 (Mooney 3/20, Holland 3/42, Gaffney 3/54)
R02	Won	Warrandyte 10/214 (Brent 47, Holland 44, B.Taylor 36) d	Wonga Park 10/206 (Mooney 4/28, Holland 3/69, Lincoln 2/40)
R03	Lost	Warrandyte 10/130 (B.Taylor 24, Ellis 21, Holland 18) l/t	St Andrews 10/262 (Warren 3/33, Lincoln 2/11, Holland 2/35)
R04	Lost	Montrose 8/271 (Mooney 3/51, Holland 2/65, Ellis 1/19) d	Warrandyte 10/189 (White 72, Taylor 39, Lander 36)
R05	Lost	Warrandyte 10/126 (White 52, Brent 26, Duffell 14) l/t	Croydon Ranges 5/276 (B.Taylor 2/1, Lincoln 2/61, Ellis 1/34)
R06	Lost	Warrandyte 10/220 (Brent 81, Mooney 43, B.Taylor 26) l/t	Kilsyth 5/247 (Brent 1/8, N.Taylor 1/12, Gaffney 1/25)
R07	Lost	Warrandyte 10/134 (White 51*, Mooney 26, McIntosh 9) l/t	Templeton 0/135
R08	Won	Eastfield 7/150 (Gaffney 3/21, McIntosh 2/17, Holland 1/34) l/t	Warrandyte 6/155 (Mooney 37*, Barry 37, McIntosh 30)
R09	Lost	Warrandyte 10/69 (White 35) & 9/228 (White 47, B.Taylor 40, Holland 33) l/t	East Ringwood 4/181 (Holland 1/21, Warren 1/25, Gaffney 1/37)
R10	Lost	Lilydale 10/322 (Gaffney 3/42, Mooney 3/64, White 2/60) d	Warrandyte 10/231 (White 67, B.Taylor 60, Brent 21)
R11	Lost	Croydon Ranges 7/273 (Baker 2/47, Mooney 2/50, Gaffney 2/90) d	Warrandyte 10/111 (Holland 29, B.Taylor 25, Mooney 22)

STATS	M	I	N	Runs	50	100	0	H/S	Avg	Ov	M	R/A	W	5w	B/B	Avg	R/R	C	S	R	Pts
D.Mooney	11	12	1	213	1	-	2	56	19.36	129	34	397	18	-	4/28	22.06	3.1	4	-	-	428
A.White	7	8	1	358	4	-	-	72	51.14	52	5	182	3	-	2/60	60.67	3.5	1	-	-	403
C.Holland	11	12	-	172	-	-	1	44	14.33	146	36	418	13	-	3/42	32.15	2.9	5	-	-	372
B.Taylor	11	12	-	327	1	-	1	60	27.25	4	1	15	2	-	2/1	7.50	3.5	3	-	-	372
T.Brent	11	12	-	216	1	-	2	81	18.00	5	-	19	1	-	1/8	19.00	3.6	2	-	-	236
M.Gaffney	11	11	6	28	-	-	2	14*	5.60	146	28	452	14	-	3/21	32.29	3.1	4	-	-	198
D.Lander	10	10	-	116	-	-	2	36	11.60	-	-	-	-	-	-	-	-	6	1	-	151
L.Warren	6	7	-	77	-	-	1	31	11.00	39	3	182	4	-	3/33	45.50	4.6	3	-	-	137
C.Lincoln	6	6	1	6	-	-	3	3*	1.20	56	7	189	6	-	2/11	31.50	3.4	-	-	-	76
A.McIntosh	2	2	-	39	-	-	-	30	19.50	14	2	40	2	-	2/17	20.00	2.9	-	-	1	69
T.Baker	4	4	-	34	-	-	1	18	8.50	28	3	99	2	-	2/47	49.50	3.5	1	-	-	64
M.Gamble	7	7	-	40	-	-	4	32	5.71	3	-	23	-	-	0/23	***	7.7	4	-	-	60
A.Beardall	4	4	2	18	-	-	1	10	9.00	35	6	83	2	-	1/8	41.50	2.4	2	-	-	53
B.McMellan	4	5	-	17	-	-	2	12	3.40	4	1	16	1	-	1/16	16.00	4.0	4	-	1	52
T.Ellis	3	3	-	22	-	-	1	21	7.33	20	2	106	2	-	1/19	53.00	5.3	1	-	-	47
B.Stafford	3	3	-	29	-	-	-	17	9.67	21	3	84	-	-	0/23	***	4.0	2	-	1	44
C.Barry	1	1	-	37	-	-	-	37	37.00	5	-	22	-	-	0/22	***	4.4	-	-	-	37
N.Taylor	3	3	2	22	-	-	-	9*	22.00	10	1	36	1	-	1/12	36.00	3.6	-	-	-	32
M.Chapman	1	1	-	9	-	-	-	9	9.00	-	-	-	-	-	-	-	-	2	-	-	19
J.Duffell	2	2	-	14	-	-	1	14	7.00	15	1	87	-	-	0/22	***	5.8	1	-	-	19
R.Hoiberg	1	1	-	12	-	-	-	12	12.00	-	-	-	-	-	-	-	-	1	-	-	17
S.Haworth	2	2	-	11	-	-	1	11	5.50	-	-	-	-	-	-	-	-	-	-	-	11

## SUMMARY

The 1st XI had the toughest start possible, fixtured to play both teams demoted from Trollope, but caused major upsets by winning both games. But after that the wheels fell off, and aside from a victory again wooden spooners Eastfield, they never threatened to win any of their other matches. After their 2-0 start, finding a reliable batting line up was an issue, only reaching 200 once, while the bowling lacked penetration, unable to keep an opposition to less than 247 in an 80 over innings. The departure of some key personnel was the main reason, highlighted by the fact that Tom Ellis was picked as a batsman, Ryan Hoiberg played a game, and Matt Gamble made 4 ducks in 7 hits.

## DID YOU KNOW?

There was an 11 season gap between Dave Mooney's first 1st XI Club Championship in 2001/02 and his last in 2012/13.

But that isn't the longest gap. Allan Chapman won his first in 1946/47 and his 7th and last a remarkable 21 seasons later in 1967/68.

Other 10+ year gaps were:

15 - Les Till  
1916/17 and 1931/32  
14 - J.Schubert  
1924/25 and 1938/39  
14 - Robert White  
1971/72 and 1985/86

Templeton's 0/134 was the first time since 1917 that a side passed the 1st XI's score without losing a wicket.

C.Holland is just the 7th player to join the 3000 runs - 300 wickets club.



## 2nd XI - PASCOE SHIELD

Captain: Stewart Smead

Played 11 Won 2 Lost 9 Tied 0 No Result 0 Players Used 30 Final Position: 10th

LADDER	W	L	P	%	MOST RUNS	MOST WICKETS	MEDAL VOTES	HIGH TEAM SCORE
1. Templeton 2nd XI	10	0	84	1.89	240 S.Smead	11 C.Lincoln	7 S.Smead	10/303 vs Croydon Ranges R05
2. East Ringwood 2nd XI	8	3	64	1.31	174 J.Duffell	S.Smead	C.Lincoln	LOW TEAM SCORE
3. Montrose 2nd XI	8	3	64	1.16	157 B.McMellan	9 T.Ellis	6 T.Ellis	10/102 vs Warranwood R01
4. Croydon Ranges 2nd XI	6	5	48	1.17	134 A.Beardall	8 A.Beardall	A.Beardall	BEST PARTNERSHIP
5. Warranwood 2nd XI	6	5	48	0.82			N.Taylor	100 T.Rees (47) & J.Duffell (50)
6. Ainslie Park 2nd XI	4	6	36	0.88	HIGH SCORES	BEST BOWLING	5 R.Hoiberg	4th wicket vs Montrose R04
7. Kilsyth 2nd XI	4	7	32	0.81	108 B.McMellan	5/16 C.Lincoln	4 B.McMellan	
8. St Andrews 2nd XI	3	8	24	0.94	95* J.Duffell	4/35 S.Smead	J.Duffell	
9. Croydon North 2nd XI	3	8	24	0.73	94 S.Smead	N.Taylor	3 G.Zach	RECORDS
10. Warrandyte 2nd XI	2	9	16	0.72	81 R.Hoiberg	3/22 S.Haworth	S.Haworth	Highest 10th wicket partnership in 2s
								79 - S.Smead & C.Lincoln
								H/S at #9 - 94 in 2s (S.Smead)

## RESULTS

R01 Lost	Warranwood	8/119 (Ellis 3/28, Prangley 2/10, Killey 2/18) d Warrandyte 10/102 (Smead 34, Goddard 15, Bumpstead 11)
R02 Lost	Warrandyte	10/160 (Ellis 48, Minns 22, Taylor 19) l/t East Ringwood 6/232 (Duffell 1/20, Ellis 1/29, Taylor 1/38)
R03 Lost	St Andrews	10/206 (Haworth 3/22, Smead 2/22, Killey 2/25) d Warrandyte 10/128 (Hoiberg 81, Minns 8, Bumpstead 5)
R04 Lost	Warrandyte	10/241 (Duffell 95*, Rees 71, McMellan 22) l/t Montrose 5/251 (McMellan 3/55, Minns 1/21, Killey 1/60)
R05 Lost	Croydon Ranges	6/328 (Beardall 2/36, McMellan 1/23, Smead 1/29) d Warrandyte 10/303 (McMellan 108, Hartmann 64, Beardall 26*)
R06 Lost	Warrandyte	10/219 (Zach 64, Smead 38, Beardall 35*) l/t Kilsyth 9/230 (Smead 3/47, Hoiberg 1/4, Beardall 1/26)
R07 Lost	Templeton	7/277 (Duffell 2/6, Smead 1/33, McMellan 1/35) d Warrandyte 10/111 (Beardall 31, Hoiberg 20, Haworth 13)
R08 Won	Warrandyte	8/150 (Warren 41, Hoiberg 21, Duffell 17) d Croydon North 10/129 (Lincoln 5/16, Warren 2/22, Beardall 1/30)
R09 Lost	Warranwood	10/233 (Ellis 3/32, Warr 2/33, Beardall 2/36) d Warrandyte 10/216 (Greve 56, Haworth 49, Duffell 35)
R10 Lost	Warrandyte	10/178 (Taylor 77*, Goddard 39, Ellis 16) l/t Ainslie Park 10/192 (Taylor 4/35, Lincoln 3/55, Duffell 1/0)
R11 Won	Warrandyte	10/210 (Smead 94, Nilsson 23, Lincoln 18*) d Croydon Ranges 10/153 (Smead 4/35, Taylor 2/27, Lincoln 2/44)

STATS	M	I	N	Runs	50	100	0	H/S	Avg	Ov	M	R/A	W	5w	B/B	Avg	R/R	C	S	R	Pts
S.Smead	11	11	1	240	1	-	2	94	24.00	103	29	265	11	-	4/35	24.09	2.6	4	-	1	400
A.Beardall	7	7	2	134	-	-	-	35*	26.80	48	3	218	8	-	2/36	27.25	4.5	5	-	-	254
B.McMellan	6	6	-	157	-	1	1	108	26.17	53	5	206	7	-	3/55	29.43	3.9	1	-	1	252
N.Taylor	5	5	1	123	1	-	1	77*	30.75	75	20	165	8	-	4/35	20.63	2.2	4	-	-	248
J.Duffell	8	8	1	174	1	-	1	95*	24.86	33	3	130	5	-	2/6	26.00	3.9	2	-	-	234
T.Ellis	8	8	2	96	-	-	1	48	16.00	76	19	208	9	-	3/28	23.11	2.7	1	-	-	216
S.Goddard	9	9	-	128	-	-	-	39	14.22	-	-	-	-	-	-	-	-	5	2	-	163
C.Lincoln	4	3	1	20	-	-	-	18*	10.00	60	13	164	11	1	5/16	14.91	2.7	4	-	-	160
R.Hoiberg	8	8	-	133	1	-	-	81	16.63	1	-	4	1	-	1/4	4.00	8.0	2	-	1	158
S.Haworth	5	5	-	75	-	-	-	49	15.00	14	3	32	3	-	3/22	10.67	2.2	2	-	1	120
T.Greve	3	3	-	77	1	-	-	56	25.67	13	4	33	2	-	1/7	16.50	2.5	3	-	-	117
S.Minns	5	5	-	41	-	-	1	22	8.20	40	7	138	4	-	1/21	34.50	3.4	3	-	-	101
G.Zach	3	3	-	87	1	-	-	64	29.00	-	-	-	-	-	-	-	-	2	-	-	97
B.Stafford	7	6	1	65	-	-	-	21	13.00	81	14	281	3	-	1/39	93.67	3.5	-	-	-	95
L.Warren	4	4	-	51	-	-	-	41	12.75	26	4	121	4	-	2/22	30.25	4.7	-	-	-	91
L.Killey	5	5	1	5	-	-	3	3	1.25	40	12	145	5	-	2/18	29.00	3.6	2	-	-	75
T.Rees	1	1	-	71	1	-	-	71	71.00	-	-	-	-	-	-	-	-	-	-	-	71
G.Hartmann	1	1	-	64	1	-	-	64	64.00	-	-	-	-	-	-	-	-	-	-	-	64
J.Bumpstead	5	5	-	46	-	-	-	17	9.20	-	-	-	-	-	-	-	-	1	-	-	51
T.Nilsson	4	4	-	39	-	-	1	23	9.75	3	-	9	-	-	0/9	***	3.0	1	-	-	44
S.Warr	1	1	-	2	-	-	-	2	2.00	13	2	33	2	-	2/33	16.50	2.5	2	-	-	32
J.Prangley	1	1	1	-	-	-	-	0*	***	5	1	10	2	-	2/10	5.00	2.2	-	-	-	25
M.Gamble	2	2	-	16	-	-	-	14	8.00	-	-	-	-	-	-	-	-	-	-	-	16
T.Baker	1	1	-	1	-	-	-	1	1.00	7	-	46	1	-	1/46	46.00	6.6	-	-	-	11
J.McKellar	2	2	-	-	-	-	2	0	0.00	8	2	20	1	-	1/2	20.00	2.5	-	-	-	10
J.Weatherley	1	1	-	1	-	-	-	1	1.00	-	-	-	-	-	-	-	-	-	-	-	1
D.Burns	1	1	-	-	-	-	1	0	0.00	2	-	8	-	-	0/8	***	4.0	-	-	-	-
A.Coutts	1	-	-	-	-	-	-	-	-	-	-	-	-	-	-	-	-	-	-	-	-
D.Gidley	1	1	-	-	-	-	1	0	0.00	6	1	11	-	-	0/11	***	1.8	-	-	-	-
A.Sekhon	1	1	-	-	-	-	1	0	0.00	3	-	14	-	-	0/14	***	4.7	-	-	-	-

## DID YOU KNOW?

30 players were used in the 2s, just one short of the record of 31 in 2004/05.

Oh Warrandyte  
Late December back in '63  
Robbie White took 6 for 53  
What a summer  
Warrandyte



## SUMMARY

As so many players were used, I don't have room for a summary. errrr ...Ben made a ton and Dylan cost the Duff man one.

## 3rd XI - D GRADE

Captain: Brett Kline

Played 15 Won 7 Lost 7 Tied 0 No Result 1 Players Used 39 Final Position: 4th

LADDER	W	L	P	%
1. St Andrews 3rd XI	11	2	96	2.13
2. Croydon Ranges 4th XI	8	5	72	1.52
3. Wonga Park 4th XI	8	4	72	1.37
4. Warrandyte 3rd XI	7	6	64	1.00
5. Eastfield 2nd XI	6	6	60	0.85
6. South Warrandyte 3rd XI	5	8	44	0.84
7. Montrose 4th XI	5	8	44	0.80
8. Heathmont Baptist 2nd XI	1	12	12	0.42

MOST RUNS	MOST WICKETS	MEDAL VOTES
304 M.Bowen	24 L.Killey	11.2 L.Killey
249 S.Bowyer	20 D.Gidley	4.8 M.Bowen
245 L.Revell	19 J.Prangley	J.Prangley
		4 C.Day
		D.Gidley
		S.Bowyer
		3.2 D.Burns
		L.Revell

HIGH TEAM SCORE
10/358 vs South Warrandyte E13
LOW TEAM SCORE
10/100 vs Croydon Ranges R11
BEST PARTNERSHIP
175 L.Revell (74) & M.Bowen (74)
1st wicket vs St Andrews R07
RECORDS
Highest team score at WCG #2 - 7/353
7th highest team score in 3s - 7/353

## RESULTS

R01	N/R	Warrandyte 2/128 (Barry 77*, McMellan 34*, Weatherley 9) vs Wonga Park
R02	Won	Warrandyte 10/119 (Sekhon 31, Day 22, Stafford 17) d Heathmont Baptist 10/54 (Sekhon 3/6, McMellan 2/7, Bowen 1/2)
R03	Lost	Warrandyte 8/157 (Aly 43, Kline 24, Bowen 24) l/t Eastfield 5/211 (Burns 4/36, Gidley 1/16, Wildsmith 0/13)
R04	Won	Warrandyte 10/172 (Canham 77, Zach 30, Gidley 18) d Wonga Park 10/150 (Rees 3/33, Gidley 2/16, Sekhon 2/27)
R05	Lost	Warrandyte 10/195 (Gidley 99, Bowen 20, Panozzo 15*) l/t Montrose 7/206 (Bowen 4/47, Gidley 2/39, Burns 1/56)
R06	Won	Warrandyte 7/353 (Day 111, Kline 55, Weatherley 39) d Eastfield 10/303 (Gidley 3/70, Lockie 2/45, Revell 2/48)
R07	Lost	Warrandyte 10/214 (Bowen 78, Revell 74, Warren 9) l/t St Andrews 9/275 (Gidley 4/31, Hanson 1/18, Bowen 1/22)
R08	Won	Warrandyte 10/175 (Day 42, Barry 25, Prangley 21) d South Warrandyte 10/166 (Prangley 3/41, Killey 2/18, Gidley 2/32)
R09	Won	Warrandyte 7/260 (Barry 72, Revell 59, Prangley 43) d Croydon Ranges 6/252 (Barry 3/50, Prangley 2/55, Killey 1/8)
R10	Lost	Warrandyte 9/118 (Zach 32, Bumpstead 20, Bowen 13) l/t Montrose 7/119 (Minns 4/45, Killey 2/34, Gidley 1/25)
R11	Lost	Warrandyte 10/100 (Nilsson 39, Kline 14, Prangley 12) l/t Croydon Ranges 6/226 (Killey 3/29, Canham 1/4, Warr 1/29)
R12	Won	Heathmont Baptist 10/170 (Killey 5/23, Prangley 3/43) & 10/100 (Prangley 3/13) l/t Warrandyte 6/281 (Bowyer 122, Bowen 62, Minns 50*)
R13	Won	Warrandyte 10/358 (Bowyer 127, Kline 60*, Bowen 32) d South Warrandyte 10/282 (Killey 4/45, Prangley 3/58, Minns 2/67)
R14	Lost	St Andrews 10/487 (Killey 4/84, Prangley 3/112, Minns 2/98) d Warrandyte 8/309 (Prangley 71*, Bumpstead 62, Minns 34)
EF	Lost	Wonga Park 10/199 (Minns 3/31, Killey 2/33, Prangley 2/58) d Warrandyte 10/111 (Revell 33, Day 23, Bumpstead 16)

STATS	M	I	N	Runs	50	100	0	H/S	Avg	Ov	M	R/A	W	5w	B/B	Avg	R/R	C	S	R	Pts
M.Bowen	13	12	-	304	2	-	-	78	25.33	41	-	225	9	-	4/47	25.00	5.5	2	-	-	429
D.Gidley	11	10	1	165	1	-	1	99	18.33	126	26	432	20	-	4/31	21.60	3.4	2	-	-	405
J.Prangley	8	8	1	156	1	-	2	71*	22.29	81	10	428	19	-	3/13	22.53	5.3	4	-	1	401
L.Killey	8	6	5	15	-	-	-	5*	15.00	88	12	299	24	1	5/23	12.46	3.4	2	-	-	330
L.Revell	8	8	-	245	2	-	-	74	30.63	21	-	95	2	-	2/48	47.50	4.5	6	-	-	300
S.Minns	8	7	1	109	1	-	2	50*	18.17	81	3	448	15	-	4/45	29.87	5.5	4	-	-	284
S.Bowyer	2	2	-	249	-	2	-	127	124.50	-	-	-	-	-	-	-	-	-	2	-	259
B.Kline	13	12	2	222	2	-	1	60*	22.20	3	-	24	-	-	0/24	***	8.0	3	-	-	237
C.Day	7	7	1	213	-	1	-	111	35.50	-	-	-	-	-	-	-	-	4	-	-	233
J.Bumpstead	8	8	-	167	1	-	-	62	20.88	-	-	-	-	-	-	-	-	3	-	-	182
C.Barry	2	2	-	97	1	-	-	72	48.50	14	1	75	4	-	3/50	18.75	5.4	4	-	-	167
G.Zach	7	7	-	132	-	-	2	32	18.86	1	-	10	-	-	0/10	***	10.0	6	-	1	167
M.Canham	4	4	-	89	1	-	2	77	22.25	1	-	4	1	-	1/4	4.00	4.0	4	-	-	124
A.Sekhon	5	4	1	46	-	-	1	31	15.33	20	1	144	6	-	3/6	24.00	7.1	-	-	-	116
N.Aly	4	4	-	68	-	-	-	43	17.00	3	-	36	-	-	0/8	***	12.0	8	-	-	108
J.Weatherley	7	7	1	77	-	-	1	39	12.83	10	1	60	1	-	1/7	60.00	6.0	3	-	-	107
D.Burns	5	4	3	6	-	-	-	6	6.00	34	2	141	8	-	4/36	17.63	4.1	3	-	-	101
T.Nilsson	2	2	-	77	-	-	-	39	38.50	-	-	-	-	-	-	-	-	1	-	-	82
D.Barry	2	2	1	79	1	-	-	77*	79.00	5	-	31	-	-	0/31	***	6.2	-	-	-	79
B.McMellan	2	2	1	35	-	-	-	34*	35.00	5	3	7	2	-	2/7	3.50	1.4	1	-	-	60
S.Lockie	2	1	1	12	-	-	-	12*	***	10	1	45	2	-	2/45	22.50	4.5	2	-	-	47
J.McKellar	2	1	1	37	-	-	-	37*	***	8	4	22	-	-	0/22	***	2.8	1	-	-	42
M.Panozzo	7	6	1	23	-	-	3	15*	4.60	10	1	66	1	-	1/1	66.00	6.9	-	-	-	38
B.Stafford	2	1	-	17	-	-	-	17	17.00	5	1	5	1	-	1/5	5.00	1.0	-	-	-	32
S.Wildsmith	4	4	1	2	-	-	3	2*	0.67	7	-	42	2	-	1/7	21.00	6.0	2	-	-	32
G.Rees	1	1	-	1	-	-	-	1	1.00	7	-	33	3	-	3/33	11.00	4.7	-	-	-	31
S.Warr	4	3	-	1	-	-	2	1	0.33	51	9	181	2	-	1/28	90.50	3.5	1	-	-	31
P.Hanson	2	2	-	14	-	-	-	9	7.00	4	1	18	1	-	1/18	18.00	4.5	-	-	-	24
A.Coutts	3	2	-	18	-	-	-	11	9.00	-	-	-	-	-	-	-	-	-	1	-	23
T.Rees	1	1	-	9	-	-	-	9	9.00	-	-	-	-	-	-	-	-	-	-	-	9
G.Warren	1	1	-	9	-	-	-	9	9.00	9	1	50	-	-	0/50	***	5.6	-	-	-	9
L.Warren	1	1	-	9	-	-	-	9	9.00	-	-	-	-	-	-	-	-	-	-	-	9

## DID YOU KNOW?

In the elimination final, Brett Kline was run out attempting the run that would have tied him with Steve Pascoe for most runs in senior cricket at Warrandyte.

Dean Gidley is the 6th batsman to be dismissed on 99.

The others were:  
J.Chapman in 1969  
C.Chipperfield in 1985  
B.Baker in 2006  
J.Graf in 2006  
N.Yilmaz in 2007





## 4th XI - G GRADE

Captain: Greg Warren

Played 14 Won 4 Lost 9 Tied 0 No Result 1 Players Used 34 Final Position: 7th

LADDER	W	L	P	%
1. South Warrandyte 4th XI	11	3	92	1.56
2. Mooroolbark 4th XI	9	4	76	1.03
3. Norwood 4th XI	6	6	64	1.10
4. Wantirna South 5th XI	8	5	52	1.05
5. Wonga Park 6th XI	6	8	48	1.01
6. Templeton 5th XI	5	8	44	0.82
7. Warrandyte 4th XI	4	9	36	0.97
8. Montrose 5th XI	3	9	32	0.64

MOST RUNS	MOST WICKETS	MEDAL VOTES
421 R.Khatry	19 G.Warren	12.8 R.Khatry
365 G.Warren	16 G.Hartmann	12 G.Warren
300 G.Hartmann	14 D.Bowyer	8.8 G.Hartmann
		4 D.Wellesley
		T.Greve
		2.4 D.Bowyer
		J.Ryan
		L.Revell

HIGH TEAM SCORE
4/340 vs Mooroolbark R11
LOW TEAM SCORE
10/108 vs Wantirna South R02
BEST PARTNERSHIP
219 D.Wellesley (117) & G.Hartmann (78)
3rd wicket vs Mooroolbark R11
RECORDS
Highest score at #11 in 4s (38 - S.Goddard)
Highest team score ever against WDT - 487
2nd highest team score ever not defended
2nd highest score in a losing side - 140
Most runs hit off an over (33 - G.Warren)

## RESULTS

R01	N/R	Warrandyte 1/104 (Khatry 56*, Hartmann 35*, Mathews 3) vs <b>Norwood</b>
R02	Lost	Warrandyte 10/108 (Aly 33, Baker 30, Bowyer 11) l/t <b>Wantirna South</b> 5/110 (Warren 3/8, Khatry 1/23, Hartmann 1/42)
R03	Won	Warrandyte 5/232 (Bowyer 131*, Warren 31*, Mathews 19) d <b>Wonga Park</b> 3/129 (Bowyer 1/14, Rees 1/14, Hartmann 1/37)
R04	Won	<b>Norwood</b> 10/136 (Revell 3/29, Papadopoulos 2/14, Warren 2/21) l/t Warrandyte 6/149 (Revell 34*, Hartmann 32, Warren 25*)
R05	Lost	Warrandyte 10/265 (Warren 83, Grocott 81, Goddard 38) l/t <b>Montrose</b> 10/309 (Bowyer 3/27, Lockie 3/76, Bowyer 2/54)
R06	Lost	<b>Wonga Park</b> 10/306 (Warren 6/85, Bowyer 2/52, Hartmann 2/62) d Warrandyte 10/256 (Ryan 68, Warren 48, Hartmann 28)
R07	Lost	Forfeited vs <b>Templeton</b>
R08	Lost	Warrandyte 4/185 (Khatry 50, Greve 46, Hartmann 22*) l/t <b>South Warrandyte</b> 4/201 (Sekhon 1/19, Hartmann 1/20, Warr 1/25)
R09	Lost	Warrandyte 8/190 (Khatry 48, Bowyer 27, Hartmann 19) l/t <b>Mooroolbark</b> 4/193 (Greve 2/36, Khatry 1/15, Hartmann 1/26)
R10	Won	Warrandyte 9/299 (Wellesley 70, Warren 68, Rees 36) d <b>Montrose</b> 9/201 (Warren 3/16, Hartmann 2/23, Rees 1/16)
R11	Lost	Warrandyte 4/340 (Wellesley 140, Hartmann 89*, Khatry 31) l/t <b>Mooroolbark</b> 4/356 (Warren 2/80, Hartmann 1/30, Gordon 1/87)
R12	Lost	Warrandyte 7/233 (Khatry 73, Molyneux 49, Molyneux 38) l/t <b>Wantirna South</b> 9/369 (Bowyer 5/89, Khatry 4/90)
R13	Lost	<b>South Warrandyte</b> 10/253 (Hartmann 5/35, Khatry 3/41, Bowyer 2/40) d Warrandyte 10/217 (Khatry 74, Warren 23, Hanson 21)
R14	Won	Warrandyte 10/157 (Khatry 40, Warren 26, Ryan 13) d <b>Templeton</b> 10/83 (Warren 3/11, Hartmann 2/7, Ryan 2/14)

STATS	M	I	N	Runs	50	100	0	H/S	Avg	Ov	M	R/A	W	5w	B/B	Avg	R/R	C	S	R	Pts
G.Warren	12	11	3	365	2	-	-	83	45.63	75	7	329	19	1	6/85	17.32	4.4	1	-	-	580
R.Khatry	12	12	1	421	4	-	-	74	38.27	58	4	248	10	-	4/90	24.80	4.3	4	-	-	551
G.Hartmann	11	11	3	300	1	-	-	89*	37.50	71	7	307	16	1	5/35	19.19	4.3	2	-	-	510
D.Bowyer	8	6	2	63	-	-	-	26	15.75	70	9	272	14	1	5/89	19.43	3.9	4	-	-	268
S.Bowyer	7	6	1	183	-	1	-	131*	36.60	18	-	89	1	-	1/14	89.00	4.9	4	2	-	223
D.Wellesley	2	2	-	210	1	1	-	140	105.00	5	-	34	-	-	0/34	***	6.8	1	-	-	215
J.Ryan	3	3	-	102	1	-	-	68	34.00	10	1	40	2	-	2/14	20.00	4.0	1	-	-	132
N.Aly	7	6	-	79	-	-	-	33	13.17	-	-	-	-	-	-	-	-	2	2	-	99
T.Greve	2	2	-	61	-	-	-	46	30.50	13	2	84	2	-	2/36	42.00	6.5	1	-	-	91
S.Grocott	1	1	-	81	1	-	-	81	81.00	1	-	1	1	-	1/1	1.00	1.0	-	-	-	91
L.Revell	3	3	1	47	-	-	-	34*	23.50	9	-	40	3	-	3/29	13.33	4.4	1	-	-	82
B.Baker	6	6	1	77	-	-	1	30	15.40	-	-	-	-	-	-	-	-	-	-	-	77
P.Hanson	9	5	1	58	-	-	-	21	14.50	6	2	21	-	-	0/6	***	3.5	2	-	-	68
G.Rees	5	1	-	36	-	-	-	36	36.00	24	1	139	2	-	1/14	69.50	5.8	1	-	-	66
D.Molyneux	2	2	-	50	-	-	-	49	25.00	3	-	29	-	-	0/29	***	9.7	1	-	-	55
N.Oremek	3	2	1	29	-	-	-	26*	29.00	18	5	93	2	-	1/12	46.50	5.2	1	-	-	54
S.Warr	5	3	1	18	-	-	1	17*	9.00	32	7	108	2	-	1/20	54.00	3.4	1	-	1	53
D.Burns	6	4	3	23	-	-	-	12	23.00	37	5	225	1	-	1/62	225.00	6.1	2	-	-	43
B.Bowyer	1	1	-	-	-	-	1	0	0.00	4	-	27	3	-	3/27	9.00	6.4	-	-	-	40
S.Lockie	1	1	-	-	-	-	1	0	0.00	22	4	76	3	-	3/76	25.33	3.5	-	-	-	40
N.Papadopol	3	2	-	4	-	-	1	4	2.00	13	-	81	3	-	2/14	27.00	6.2	1	-	-	39
S.Goddard	1	1	-	38	-	-	-	38	38.00	-	-	-	-	-	-	-	-	-	-	-	38
P.Molyneux	1	1	-	38	-	-	-	38	38.00	7	-	41	-	-	0/41	***	5.9	-	-	-	38
A.Sekhon	2	2	-	23	-	-	-	13	11.50	4	-	35	1	-	1/19	35.00	8.8	1	-	-	38
A.Thomas	3	2	-	37	-	-	-	24	18.50	2	-	12	-	-	0/12	***	6.0	-	-	-	37
D.Mathews	4	4	-	30	-	-	-	19	7.50	-	-	-	-	-	-	-	-	-	-	-	30
G.Creber	1	1	-	11	-	-	-	11	11.00	-	-	-	-	-	-	-	-	-	1	-	16
R.Bowyer	4	3	-	9	-	-	1	5	3.00	9	-	51	-	-	0/10	***	5.7	1	-	-	14
B.Dixon	9	5	2	9	-	-	1	7	3.00	4	-	30	-	-	0/12	***	7.0	1	-	-	14
J.Battanta	1	1	1	12	-	-	-	12*	***	-	-	-	-	-	-	-	-	-	-	-	12
D.Gordon	1	-	-	-	-	-	-	-	-	7	-	87	1	-	1/87	87.00	12.4	-	-	-	10
N.Croft	1	1	-	2	-	-	-	2	2.00	3	-	28	-	-	0/28	***	9.3	-	-	-	2
S.Wildsmith	2	1	-	2	-	-	-	2	2.00	6	-	34	-	-	0/34	***	5.7	-	-	-	2

## DID YOU KNOW?

There's not many scarier sights than when Greg Warren gets angry. And when he is, get out of the way. Fired up after someone got orange cordial instead of his favourite fruit cup, he hit the most runs ever in 1 over, 33, smashing Montrose's D.Stevens to all parts of the little ground, in the most brutal and bullying displays seen on the Warren Thunderdome. The first ball of the over was a wide off the pitch, but in his rage, he chased after it and sent it to the fence. The first four legal deliveries all had the same result, hammered to the fence for 4. Despite pleas from the opposition and his own team mates to show mercy on the poor 12yo, he paused for a moment, looked over the empty cordial bottle, and dispatched the last 2 balls over the fence and in to the creek for 6.

# 2012/13 All-Warrandyte Team Of The Year



## 1. Greg Warren

Highlights: 83, 68, 48, 6/85, 3/8, 3/11, 3/16

**589 Points**

Runs 374

Wickets 19

Awards: Senior Club Champion, 4th XI Batting Award, 4th XI Bowling Award, Club Person

Records: Most runs scored ever off an over (33), 3rd AW award

The number one man goes to the king of the little ground, the legend of the small ground who had a stellar year. The man who is quickly installing a reputation of delivering pure gold, Warrens seductive batting style, mixed with his confusing slower bowling, delivers results. The man has what it takes to win, and being the reigning club champion from 2012/13 is clear proof of this. The man already struts around like he owns the place, and after last years feats, I'm starting to think it's true.



## 2. Grant Hartmann

Highlights: 89\*, 64, 5/35

**574 Points**

Runs 364

Wickets 16

Awards: None

Records: 4th AW award

Our number two for the year hasn't been number two often in his life. A lover of cricket off and on the ground, don't ask Hartmann to explain his game to you over a beer after the match if you're under 15yo, otherwise you will have some very confused children on your hands wondering what those words mean. Hartmann probably under delivered this year, his figures are good, but don't be surprised if Hartmann slots in above the Warranator at number one next year.



## 3. Rakesh Khatri

Highlights: 74, 73, 56\*, 50, 48, 40, 4/90, 3/41

**551 Points**

Runs 421

Wickets 10

Awards: Jim Gathercole Medallist

Records: 2nd AW award

A silent villain in the lower grades, though not to his team mates who get a constant update on his impressive stats, Rakesh's beliefs on training differ to normal humans. Mainly because he doesn't. With another good year from velcro one, he will be looking to push his team towards more wins and with that, success for the bloods.



## 4. Simon Bowyer

Highlights: 131\*, 127, 122

**482 Points**

Runs 432

Wickets 1

Awards: Senseless Slogging

Records: 2nd AW award

The senseless slogger, the numbers that appear next to his name from the last season are not incorrect. Those three digits scores are ridiculous. In many teams those numbers are a good result for the team total. Bowyer is a machine on the cricket ground, and if he unleashes on a team, there will be a lot of loss cricket balls for the homeless folk to fish out of the river.



## 5. Michael Bowen

Highlights: 78, 62, 4/47

**429 Points**

Runs 304

Wickets 9

Awards: Highest senior score

Records: AW debut

A true surprise in this authors opinion. Bowen deserves his first AW award completely. But for old balls Bowen the more pleasure will be seeing some of the juniors in the last places for this team. Bowen is a great mentor, who delivers results on the field and leads the way. A very well deserved addition to this squad, BowBalls will prospere in the next season.



## 6. David Mooney

Highlights: 56, 43, 4/28, 3/20, 3/51, 3/64

**428 Points**

Runs 213

Wickets 18

Awards: 1st Club Champion, Steve Pascoe & Gerald Walshe Medallist, 1st XI Bowling Award

Records: 6th AW award

THE BLOKE CAN BOWL. Thrown the ball in what may have been initially a desperate move by Holland in the first squad, it's clear that Mooney almost carried the team on his back. An indication of this is there are only two first eleven players in this squad. Moondog had a great year with his darts, and he was often the anchor of the middle order and the heart of the bloods.



*The annual AW Team Of The Year consists of the top 12 point scorers of the season. Retrospective teams have also been selected from the 101 seasons since 1905/06, and can be found in the Bible and at [warrandytecc.com/stats/awards](http://warrandytecc.com/stats/awards)*



## 7. John Prangley

Highlights: 71\*, 43, 3/13, 3/41, 3/43, 3/58, 3/122

**426 Points**

Awards: None

Runs 156

Records: Played 150th senior game, 7th AW award

Wickets 21

Johnnie just delivers. He puts the ball on the spot, sees it rattle some moron's stumps, and he runs around knocking his team mates out with high fives. He loves it. Loves it even more when people get around old Johnny. The man deserves another premiership medal this year and everyone of his team mates will know that he will give a 1000% for them. Let's hope we see johnny scare another couple of top orders.



## 8. Dean Gidley

Highlights: 99, 4/31, 3/31, 3/70

**405 Points**

Awards: None

Runs 165

Records: 5th AW award

Wickets 20

The 5-time AW is one of the most stable number 8s you will find in any team, he should be in this team day in day out. Sure I know you are thinking how did he get a 99 that has to be be misplaced, but the genuine disappointment felt around the entire club for Dean when he fell one short, shows the respect he has and deserves. Gids will be looking to continue to bore everyone with the ball again, and the real interest will be seeing where he bats this season.



## 9. Luke Killey

Highlights: 5/23, 4/45, 4/84, 3/29

**405 Points**

Awards: 3rd XI Bowling Award, Best Junior in Seniors

Runs 20

Records: AW debut

Wickets 29

Finally some young blood in this list. A break out year for Killey, the worrying thing is he will continue to grow. The bloke is going to have to start importing clothes to fit him. But helpfully when you stand next to him in the field he offers some relief from the summer sun. Anyway, Killeys bowling was second to none last year, his height and swing will devastate some batting orders this year.



## 10. Adam White

Highlights: 72, 67, 52, 51\*, 47

**403 Points**

Awards: 1st XI Batting Award

Runs 358

Records: 5,000th senior run, 100th senior 6, 12th AW award

Wickets 3

Probably one of the surprises of the team, White's 12th AW nomination is lower than we would have expected here at Warrandyte Stats HQ. The name known throughout the RDCA, White will look to build on those scores to find some triple digits. The new skipper will look to increase his bowling stats one would assume, so he can gain more points next year. Watch this space. Not sure what it's going to do, but just watch it.



## 11. Stewart Smead

Highlights: 94, 4/35, 3/47

**400 Points**

Awards: Brett Kline Medallist, 2nd XI Batting Award

Runs 240

Records: 5th AW award

Wickets 11

A significant drop from two to 11, Smead has clearly choked. The skipper of the twos had a really important year despite a struggling team, and despite being told constantly not to bowl, Smead saw an opportunity to make sure he could terrorise several opposition squads. His last innings was sensational, securing the twos batting award and reinforcing he was a superstar.



## 12th Man Sam Minns

Highlights: 50\*, 4/45, 3/31

**385 Points**

Awards: None

Runs 150

Records: AW debut

Wickets 19

The best thing about Samuel's 3 wickets in the elimination final, was it got him enough points to knock Chair out of 12th position, and claimed the drinks carrying spot in the All Warrandyte team. But I wouldn't be confident in his cordial mixing skills, or his skills at anything for that matter, except for trying to tune up 15yos behind the clubrooms.

## TWENTY 20

Captain: Campbell Holland

Played 2   Won 0   Lost 2   Tied 0   No Result 0   Players Used 15   Final Position: ?



### MOST RUNS

44 M.Chapman  
27 B.Taylor  
26 J.Duffell

### MOST WICKETS

4 M.Gaffney  
2 T.Ellis  
A.McIntosh

### HIGH TEAM SCORE

10/128 vs South Warrandyte R01

### LOW TEAM SCORE

10/114 vs Norwood R01

### HIGH SCORES

36 M.Chapman  
26 J.Duffell  
25 D.Mooney

### BEST BOWLING

2/16 T.Ellis  
2/22 A.McIntosh  
2/29 M.Gaffney

### BEST PARTNERSHIP

33 M.Chapman () & J.Duffell ()  
8th wicket vs Norwood R02

### RESULTS

R01 Lost **Norwood** 4/194 (Gaffney 2/33, Duffell 1/43) d Warrandyte 10/114 (Chapman 36, Duffell 26, Taylor 19)  
R02 Lost **South Warrandyte** 10/190 (T.Ellis 2/16, McIntosh 2/22, Gaffney 2/29) d Warrandyte 10/128 (Mooney 25, Holland 20, T.Ellis 20)

### STATS

	M	I	N	Runs	50	100	0	H/S	Avg	S/R	Ov	M	R/A	W	5w	B/B	Avg	R/R	C	S	R	Pts
M.Chapman	2	2	-	44	-	-	-	36	22.00	151.7	-	-	-	-	-	-	-	-	2	-	1	59
M.Gaffney	2	2	2	3	-	-	-	2*	** **	60.0	8	-	62	4	-	2/29	15.50	7.8	1	-	-	48
T.Ellis	1	1	-	20	-	-	-	20	20.00	83.3	3	-	16	2	-	2/16	8.00	5.3	-	-	-	40
J.Duffell	1	1	-	26	-	-	-	26	26.00	288.9	4	-	43	1	-	1/43	43.00	10.8	-	-	-	36
D.Mooney	2	2	-	26	-	-	-	25	13.00	108.3	5	-	47	-	-	0/19	** **	9.4	2	-	-	36
A.McIntosh	2	2	-	5	-	-	-	3	2.50	45.5	7	-	58	2	-	2/22	29.00	8.3	-	-	-	30
B.Taylor	2	2	-	27	-	-	-	19	13.50	96.4	-	-	-	-	-	-	-	-	-	-	-	27
B.McMellan	2	2	-	10	-	-	-	9	5.00	55.6	4	-	46	-	-	0/17	** **	11.5	3	-	-	25
C.Holland	1	1	-	20	-	-	-	20	20.00	200.0	2	-	21	-	-	0/21	** **	10.5	-	-	-	20
J.Ellis	1	1	-	18	-	-	-	18	18.00	78.3	1	-	13	-	-	0/13	** **	13.0	-	-	-	18
A.White	1	1	-	14	-	-	-	14	14.00	82.4	2	-	12	-	-	0/12	** **	6.0	-	-	-	14
C.Barry	1	1	-	6	-	-	-	6	6.00	60.0	2	-	20	-	-	0/20	** **	10.0	-	-	-	6
M.Gamble	2	2	-	1	-	-	1	1	0.50	20.0	-	-	-	-	-	-	-	-	1	-	-	6
S.Minns	1	1	-	3	-	-	-	3	3.00	42.9	2	-	30	-	-	0/30	** **	15.0	-	-	-	3
D.Barry	1	1	-	-	-	-	1	0	0.00	0.0	-	-	-	-	-	-	-	-	-	-	-	-



### SUMMARY

The T20 team have been highly competitive in past seasons, making the 2nd stage in all but the inaugural season, but struggled last year and was soundly beaten in both their encounters. The clash against Norwood saw the renewed battle for the Steve Pascoe Cup, where Steve is a life member at both clubs. The first clash in 2007 was won by Norwood in a rain effected one day match, and the trophy has sat in their trophy cabinet since then, due to them being promoted at the end of the season. The rivalry will continue in November.



# UNDER 12-2

(First 2 games were in U12-3)

Played 9 Won 4 Lost 5 Tied 0 No Result 0 Players Used 13 Final Position: 4th

## LADDER

	W	L	P	%
1. Lilydale	6	1	48	2.26
2. Croydon North	4	2	47	2.42
3. North Ringwood	6	1	46	1.68
4. <b>Warrandyte</b>	3	2	38	1.07
5. Heathmont Baptist	3	1	29	0.84
6. South Warrandyte	3	4	26	0.78
6. St Andrews	2	5	18	0.58
6. Scoresby/Ferndale	2	5	16	0.76
6. Norwood	2	5	14	0.61
6. Montrose	1	4	10	0.53

## MOST RUNS

183	B.Bowyer
111	B.Jackson
92	H.Rostron

## MOST WICKETS

14	B.Poole
7	B.Jackson
	T.Jackson

## HIGH TEAM SCORE

9/234 vs Norwood R07

## LOW TEAM SCORE

10/58 vs Lilydale SF

## HIGH SCORES

41*	B.Bowyer
38*	B.Bowyer
36*	B.Jackson

## BEST BOWLING

4/3	B.Poole
4/9	B.Poole
2/5	B.Bowyer

## BEST PARTNERSHIP

46 B.Bowyer & E.Ward  
1st wicket vs Heathmont Baptist R03

## RESULTS

R01	Lost	Warrandyte 7/145 l/t Montrose 124 (BM Poole 4/3)
R02	Won	South Croydon 8/55 (BM Poole 3/5, B Bowyer 2/5) l/t Warrandyte 3/77
R03	Lost	Heathmont Baptist 167 (H Rostron 2/7, A Prescott 2/11, T Jackson 2/15) d Warrandyte 9/123
R04	Lost	Warrandyte 93 l/t South Warrandyte 8/211 (BM Poole 4/9)
R05	Won	Warrandyte 5/154 (H Rostron 30*) d Montrose 134 (E Ward 2/13, MW Coutts 2/14)
R06	Won	Scoresby/Ferndale 5/153 (B Bowyer 2/10) l/t Warrandyte 5/171 (A Prescott 30*)
R07	Won	Warrandyte 9/234 (B Bowyer 41*, B Jackson 36*, PA Grocott 36, H Rostron 35) d Norwood 154 (B Jackson 2/12, B Bowyer 2/14, T McKenzie 2/15)
R08	Lost	Warrandyte 167 (B Bowyer 38*) l/t Lilydale 5/185 (B Jackson 2/13, E Ward 2/14)
SF	Lost	Lilydale 7/184 (B Jackson 2/13) d Warrandyte 58

## STATS

	M	I	N	Runs	50	100	0	H/S	Avg	Ov	R/A	W	5w	B/B	Avg	R/R	Pts
B.Bowyer	9	8	2	183	-	-	-	41*	30.50	39	90	6	-	2/5	15.00	2.3	260
B.Poole	9	8	2	50	-	-	1	19	8.33	34	115	14	-	4/3	8.21	3.4	243
B.Jackson	9	8	3	111	-	-	1	36*	22.20	44	116	7	-	2/12	16.57	2.6	220
T.Jackson	9	6	-	19	-	-	1	10	3.17	30	146	7	-	2/15	20.86	4.9	158
H.Rostron	9	8	1	92	-	-	2	35	13.14	29	118	2	-	2/7	59.00	4.1	131
T.McKenzie	9	8	1	51	-	-	-	17	7.29	31	120	3	-	2/15	40.00	3.9	112
A.Prescott	9	7	3	42	-	-	2	30*	10.50	32	81	5	-	2/11	16.20	2.5	112
P.Grocott	9	7	2	66	-	-	-	36	13.20	3	2	1	-	1/1	2.00	0.7	98
M.Coutts	9	6	4	9	-	-	1	6	4.50	32	111	6	-	2/14	18.50	3.5	91
E.Ward	9	6	1	18	-	-	3	11	3.60	28	121	4	-	2/13	30.25	4.3	81
H.Oehlmann	7	6	-	34	-	-	1	18	5.67	25	79	1	-	1/5	79.00	3.2	51
D.Smith	8	5	-	9	-	-	1	4	1.80	19	126	3	-	1/8	42.00	6.6	45
J.Welch	9	4	-	1	-	-	3	1	0.25	21	105	2	-	1/15	52.50	5.0	30



## UNDER 14-2

(Combined with North Ringwood CC)

Played 10   Won 2   Lost 8   Tied 0   No Result 0   Players Used 6   Final Position: 6th

### LADDER

	W	L	P	%
1. South Warrandyte	7	0	59	3.79
2. Ainslie Park	7	1	54	1.90
3. South Croydon	6	2	48	1.72
4. St Andrews	4	4	32	0.77
5. Montrose	3	3	26	1.61
6. NRI/WDT	2	6	18	0.62
7. Olinda	1	6	11	0.38
8. Wonga Park	1	7	8	0.40

### MOST RUNS

73	D.Poole
72	C.Padfield
33	M.Papadakis

### MOST WICKETS

7	C.Padfield
3	J.Jennings
2	M.Papadakis

### HIGH TEAM SCORE

10/185 vs BYP/BOR R01

### LOW TEAM SCORE

10/39 vs South Croydon R02

### HIGH SCORES

35*	D.Poole
27	D.Poole
21	M.Papadakis

### BEST BOWLING

2/10	C.Padfield
2/13	J.Jennings
2/22	C.Padfield

### RESULTS

R01	Won	NRI/WDT 185 d BYP/BOR 90
R02	Lost	South Croydon 8/133(cc) d NRI/WDT 39
R03	Won	NRI/WDT 1/124 (D Poole 35*) d Wonga Park 5/73
R04	Lost	St Andrews 139 (C Padfield 2/10) d NRI/WDT 75
R05	Lost	NRI/WDT 120 l/t Ainslie Park 4/157
R06	Lost	Montrose 7/230 (M Papadakis 2/25) d NRI/WDT 176 (D Poole 27)
R07	Lost	South Croydon 6/233 d NRI/WDT 126
R08	Lost	Ainslie Park 4/213 (C Padfield 2/22) d NRI/WDT 121 and 3/77(cc)
R09	Lost	NRI/WDT 150 l/t Montrose 6/205
R10	Lost	South Warrandyte 9/126 d NRI/WDT 55

### STATS

	M	I	N	Runs	50	100	0	H/S	Avg	Ov	R/A	W	5w	B/B	Avg	R/R	Pts
C.Padfield	10	10	1	72	-	1	1	18	8.00	43	111	7	1	2/10	15.86	2.6	171
D.Poole	6	7	2	73	-	4	1	35*	14.60	19	58	1	4	1/14	58.00	3.1	90
M.Papadakis	5	4	-	33	-	2	-	21	8.25	17	124	2	2	2/25	62.00	7.3	57
C.Pyke	5	4	1	16	-	5	1	11	5.33	16	72	-	5	0/6	**.*	4.5	51
J.Jennings	9	5	1	3	-	-	3	2	0.75	33	114	3	-	2/13	38.00	3.5	44
B.Poole	1	1	-	5	-	3	-	5	5.00	3	9	-	3	0/9	**.*	3.0	5



### WCC

### FLASHBACK

John Prangley celebrates as his 3rd XI team mates try to catch him, after claiming a hat-trick against North Ringwood at Stintons Reserve on October 30, 2004.



# UNDER 16-3

Played 10 Won 6 Lost 5 Tied 0 No Result 0 Players Used 16 Final Position: 3rd

LADDER	W	L	P	%
1. Wonga Park	9	1	72	2.36
2. Lilydale	8	2	68	2.06
3. Warrandyte	6	4	46	0.92
4. Kilsyth	5	3	40	0.85
5. North Ringwood	4	6	30	1.22
6. Boronia	4	6	24	0.71
7. South Croydon	1	9	14	0.59
8. BYP/MOO	1	7	10	0.29

MOST RUNS
413 J.Bumpstead
193 J.Poole
88 A.Closs
HIGH SCORES
62* J.Bumpstead
J.Poole
J.Bumpstead

MOST WICKETS
17 L.Killey
16 J.Stanley
5 R.Readon
BEST BOWLING
5/29 J.Stanley
4/7 J.Stanley
4/11 L.Killey

HIGH TEAM SCORE
6/187 vs North Ringwood R09
LOW TEAM SCORE
10/62 vs Lilydale SF
BEST PARTNERSHIP
118* J.Bumpstead & J.Poole
2nd wicket vs Boronia R03

## RESULTS

R01 Won	South Croydon 4/118 (HW Prescott 2/19) l/t Warrandyte 9/157 (J Poole 62*)
R02 Lost	Warrandyte 6/120 (J Bumpstead 61*) l/t Wonga Park 7/159 (JL Stanley 5/29)
R03 Won	Warrandyte 1/129 (J Bumpstead 36*, J Poole 35*) d Boronia 3/72
R04 Lost	Kilsyth 5/156 (D Trentfield 2/25) d Warrandyte 112
R05 Won	Lilydale 134 (L Killey 4/11, R Readon 2/13) l/t Warrandyte 137 (J Bumpstead 35*)
R06 Won	Warrandyte 8/133 (J Bumpstead 62*) d North Ringwood 102 (L Killey 4/12, JL Stanley 2/17)
R07 Lost	Warrandyte 10/128 (J Bumpstead 33) l/t Wonga Park 4/194
R08 Lost	Warrandyte 8/128 (J Bumpstead 50) l/t Lilydale 7/191 (JL Stanley 4/7)
R09 Won	North Ringwood 10/131 (L Killey) l/t Warrandyte 6/187 (J Bumpstead 62*, J Poole 53*)
R10 Won	Warrandyte 7/146 (J Bumpstead 60*) d South Croydon 9/114 (W Coard 2/3, L Killey 2/17)
SF Lost	Lilydale 2/84 dec (L Killey 2/5) d Warrandyte 62

STATS	M	I	N	Runs	50	100	0	H/S	Avg	Ov	R/A	W	5w	B/B	Avg	R/R	Pts
J.Bumpstead	11	11	6	413	5	-	1	62*	82.60	15	50	1	-	1/9	50.00	3.3	460
L.Killey	11	7	2	52	-	-	-	24	10.40	80	133	17	-	4/11	7.82	1.7	281
L.Killey	11	7	2	52	-	-	-	24	10.40	80	133	17	-	4/11	7.82	1.7	281
J.Poole	11	10	3	193	2	-	1	62*	27.57	21	59	2	-	1/4	29.50	2.8	257
J.Stanley	11	8	-	33	-	-	2	13	4.13	80	172	16	1	5/29	10.75	2.2	235
A.Closs	9	8	2	88	-	-	1	26*	14.67	32	81	2	-	1/5	40.50	2.5	157
M.Baker	11	10	2	70	-	-	-	18*	8.75	71	187	3	-	1/12	62.33	2.6	121
H.Prescott	11	10	2	35	-	-	1	9	4.38	42	128	4	-	2/19	32.00	3.0	113
W.Coard	11	10	1	57	-	-	2	18	6.33	20	52	3	-	2/3	17.33	2.6	103
D.Trentfield	11	10	2	46	-	-	3	24	5.75	20	83	3	-	2/25	27.67	4.2	87
R.Readon	11	7	3	16	-	-	1	9*	4.00	41	138	5	-	2/13	27.60	3.4	86
D.Poole	5	4	2	40	-	-	1	15	20.00	6	31	2	-	1/9	15.50	5.2	69
B.Sproat	9	9	1	28	-	-	2	8	3.50	32	136	3	-	1/2	45.33	4.3	69
J.Huntley	6	5	-	26	-	-	-	13	5.20	18	90	1	-	1/1	90.00	5.0	43
A.Chan	1	1	-	2	-	-	-	2	2.00	4	20	1	-	1/20	20.00	5.0	14
A.Prescott	7	-	-	-	-	-	-	-	-	3	20	-	-	0/6	**.*	6.7	5
B.Synnot	1	1	-	2	-	-	-	2	2.00	-	-	-	-	-	-	-	2



Vets vs Young Guns - 2 December 2012

## OVER 40s MASTERS 2

Played 7 Won 1 Lost 6 Tied 0 No Result 0 Players Used 16 Final Position: 8th

LADDER	W	L	P	%
1. Ainslie Park	5	2	40	1.40
2. East Ringwood	5	2	40	1.19
3. Montrose	5	2	40	1.13
4. Templeton	4	3	32	1.25
5. Wonga Park	4	3	32	1.11
6. Yarra Junction	3	4	24	0.80
7. Bayswater Park	1	6	8	0.72
8. Warrandyte	1	6	8	0.62

MOST RUNS
208 S.Bowyer
88 R.Khatry
87 S.Goddard
84 D.Lamba
74 C.Jackson

HIGH SCORES
44* S.Bowyer
43* P.Mackey
42* D.Lamba
41* S.Bowyer
40* S.Goddard

MOST WICKETS
6 C.Jackson
A.Lawson
5 D.Lamba
4 N.Papadopoulos
.

BEST BOWLING
3/19 C.Jackson
2/5 D.Lamba
2/12 P.Mackey
2/17 R.Bowyer
2/29 N.Papadopoulos

**HIGH TEAM SCORE**  
8/177 vs Templeton R04

**LOW TEAM SCORE**  
10/142 vs Wonga Park R02

**BEST PARTNERSHIP**  
65 R.Bowyer & S.Bowyer  
2nd wicket vs Bayswater Park R03

## RECORDS

## RESULTS

R01	Lost	Warrandyte 176 (D Lamba 42*) l/t 2/33 Ainslie Park 4/205
R02	Lost	Wonga Park 2 9/156 (P Mackey 2/12, N Papadopoulos 2/29) d Warrandyte 142 (S Bowyer 35)
R03	Lost	Bayswater Park 4/226 (R Bowyer 2/17) d Warrandyte 7/143 (S Bowyer 44*, P Mackey 43*)
R04	Lost	Warrandyte 8/177 (S Goddard 40*, J Reeve 39*) l/t Templeton 4/190
R05	Lost	East Ringwood 5/186 d Warrandyte 153 (S Bowyer 40*, R Khatry 40*)
R06	Lost	Montrose 6/154 (A Lawson 2/33) d Warrandyte 146 (S Bowyer 41*)
R07	Won	Warrandyte 3/104 (S Bowyer 39*) d Yarra Junction 93 (C Jackson 3/19, D Lamba 2/5)

STATS	M	I	N	Runs	40	100	0	H/S	Avg	Ov	R/A	W	3w	B/B	Avg	R/R	Pts
S.Bowyer	6	6	4	208	3	-	-	44*	104.00	22	114	2	-	1/15	57.00	5.2	232
C.Jackson	7	7	-	74	-	-	-	26	10.57	39	129	6	1	3/19	21.50	3.3	146
D.Lamba	4	4	1	84	1	-	-	42*	28.00	17	89	5	-	2/5	17.80	5.2	144
A.Lawson	7	6	3	72	-	-	-	23	24.00	32	145	6	-	2/33	24.17	4.5	144
P.Mackey	7	5	1	68	1	-	1	43*	17.00	27	123	3	-	2/12	41.00	4.6	104
R.Khatry	3	3	2	88	1	-	-	40*	88.00	4	23	1	-	1/7	23.00	5.8	100
S.Goddard	6	5	1	87	1	-	-	40*	21.75	7	34	1	-	1/22	34.00	4.9	99
P.Hanson	5	4	1	61	-	-	-	25	20.33	3	25	1	-	1/0	25.00	8.3	73
R.Bowyer	5	4	-	34	-	-	-	16	8.50	11	64	3	-	2/17	21.33	5.8	70
J.Reeve	7	6	2	55	-	-	-	39*	13.75	14	72	1	-	1/18	72.00	5.1	67
B.Stubbs	7	7	1	20	-	-	2	5	3.33	21	117	3	-	1/13	39.00	5.6	56
N.Papadopol	6	4	-	3	-	-	3	3	0.75	22	110	4	-	2/29	27.50	5.0	51
C.Buffington	3	3	-	13	-	-	1	9	4.33	5	22	2	-	1/4	11.00	4.4	37
S.Smith	5	4	-	31	-	-	-	15	7.75	15	74	-	-	0/7	-	-	31
D.Tynan	1	1	-	13	-	-	-	13	13.00	-	-	-	-	-	-	-	13
S.Grocott	1	1	-	2	-	-	-	2	2.00	-	-	-	-	-	-	-	2





## OVER 40s MASTERS 3

Played 7 Won 1 Lost 6 Tied 0 No Result 0 Players Used 16 Final Position: 8th

## LADDER

	W	L	P	%
1. Ainslie Park	5	2	40	1.40
2. East Ringwood	5	2	40	1.19
3. Montrose	5	2	40	1.13
4. Templeton	4	3	32	1.25
5. Wonga Park	4	3	32	1.11
6. Yarra Junction	3	4	24	0.80
7. Bayswater Park	1	6	8	0.72
8. Warrandyte	1	6	8	0.62

## MOST RUNS

120	M.Hamilton
75	E.Theodorou
61	M.West
54	D.Molyneux
40	G.Burkhalter

## MOST WICKETS

5	M.Hamilton
4	G.Burkhalter
2	A.Thomas
	M.West
	.

## HIGH TEAM SCORE

6/200 vs North Ringwood R02

## LOW TEAM SCORE

10/102 vs Croydon Ranges R06

## BEST PARTNERSHIP

39 J.Yoffa & M.Hamilton  
5th wicket vs Montrose R01

## HIGH SCORES

42*	M.West
41*	D.Molyneux
40*	G.Burkhalter
	M.Hamilton
	E.Theodorou

## BEST BOWLING

3/5	M.Hamilton
3/38	G.Burkhalter
2/18	M.West
2/40	A.Thomas
1/21	J.Yoffa

## RECORDS

## RESULTS

R01	Lost	Montrose 5/138 d Warrandyte 9/131
R02	Won	Warrandyte 6/200 (M West 42*, D Molyneux 41*, G Burkhalter 40*) d North Ringwood 6/170 (M Hamilton 3/5, M West 2/18)
R03	Lost	Warrandyte 130 (M Hamilton 36*) l/t Bayswater Park 3/135 (G Burkhalter 3/38)
R04	Lost	Mooroolbark 4/271 (A Thomas 2/40) d Warrandyte 116 (E Theodorou 40*, M Hamilton 40*)
R05	Lost	Warrandyte 9/107 l/t Olinda 3/114
R06	Lost	Warrandyte 102 l/t Croydon Ranges 4/211
R07	Lost	Mount Evelyn 3/302 d Warrandyte 9/169

## STATS

	M	I	N	Runs	40	100	0	H/S	Avg	Ov	R/A	W	3w	B/B	Avg	R/R	Pts
M.Hamilton	4	4	3	120	1	-	-	40*	120.00	11	37	5	1	3/5	7.40	3.4	180
G.Burkhalter	4	4	1	40	1	-	3	40*	13.33	23	151	4	1	3/38	37.75	6.6	88
M.West	3	3	1	61	1	-	1	42*	30.50	18	76	2	-	2/18	38.00	4.2	85
E.Theodorou	4	4	2	75	1	-	-	40*	37.50	10	72	-	-	0/11	** **	7.2	75
A.Thomas	4	4	-	32	-	-	-	16	8.00	22	89	2	-	2/40	44.50	4.0	56
D.Molyneux	3	3	1	54	1	-	-	41*	27.00	2	10	-	-	0/4	** **	5.0	54
D.Codling	3	3	-	35	-	-	1	19	11.67	18	88	1	-	1/23	88.00	4.9	47
J.Yoffa	1	1	-	29	-	-	-	29	29.00	6	21	1	-	1/21	21.00	3.5	41
T.Fitzpatrick	3	3	1	24	-	-	-	21	12.00	1	2	-	-	0/2	** **	2.0	24
J.Tutic	4	4	1	9	-	-	1	5	3.00	7	57	1	-	1/35	57.00	8.1	21
M.Parker	3	3	-	11	-	-	-	5	3.67	6	51	-	-	0/10	** **	8.5	11
L.Kranjc	3	2	-	9	-	-	-	8	4.50	-	-	-	-	-	-	-	9
D.Tucker	2	2	-	9	-	-	-	8	4.50	-	-	-	-	-	-	-	9
D.De Bonde	1	1	-	4	-	-	-	4	4.00	5	20	-	-	0/20	** **	4.0	4
R.Aitchison	3	2	-	3	-	-	1	3	1.50	1	11	-	-	0/11	** **	11.0	3



## OVER 50s LEGENDS

Played 7 Won 0 Lost 7 Tied 0 No Result 0 Players Used 19 Final Position: 6th

## LADDER

	W	L	P	%
1. Ainslie Park	7	0	56	2.18
2. Croydon Ranges	5	2	40	1.11
3. North Ringwood	4	3	32	0.96
4. Wonga Park	3	4	24	0.80
5. South Warrandyte Hawks	2	5	16	0.61
6. Warrandyte	0	7	0	0.78

## MOST RUNS

191	G.Warren
170	G.Hartmann
100	S.Dooley
87	D.Tynan
52	S.Grocott

## MOST WICKETS

8	M.Walton
7	G.Warren
6	K.O'Meara
5	R.Dungan

## HIGH TEAM SCORE

3/224 vs South Warrandyte R04

## LOW TEAM SCORE

10/72 vs Ainslie Park R03

## BEST PARTNERSHIP

76 B.Johnson & D.Tynan  
2nd wicket vs North Ringwood R05

## HIGH SCORES

44*	S.Grocott
43*	G.Warren
42*	G.Hartmann
	D.Tynan
41*	D.Tynan

## BEST BOWLING

4/15	M.Walton
3/22	M.Walton
2/16	R.Dungan
2/20	R.Bowyer
2/16	J.Yoffa

## RECORDS

## RESULTS

R01	Lost	Warrandyte 4/173 (S Grocott 44*, G Warren 43*, G Hartmann 40*) l/t Croydon Ranges 6/176 (M Walton 3/22)
R02	Lost	Wonga Park 203 (R Bowyer 2/16, J Yoffa 2/21, K O'Meara 2/27) d Warrandyte 9/95
R03	Lost	Ainslie Park 7/193 (G Warren 2/19, R Dungan 2/23) d Warrandyte 72 (G Warren 32)
R04	Lost	Warrandyte 3/224 (G Hartmann 42*, A King 40*, S Dooley 40*, JR Ryan 31) l/t South Warrandyte 4/233 (G Warren 2/34)
R05	Lost	North Ringwood 6/175 (G Warren 2/20, J Yoffa 2/20) d Warrandyte 5/173 (D Tynan 42*, G Warren 34)
R06	Lost	Warrandyte 6/182 (D Tynan 41*, J Dobbie 37*) l/t Wonga Park 9/207 (M Walton 4/15, R Dungan 2/14)
R07	Lost	South Warrandyte 4/145 (K O'Meara 2/16) d Warrandyte 139 (G Hartmann 40*, G Warren 40*)

STATS	M	I	N	Runs	40	100	0	H/S	Avg	Ov	R/A	W	3w	B/B	Avg	R/R	Pts
G.Warren	7	7	2	191	2	-	-	43*	38.20	29	158	7	-	2/19	22.57	5.4	315
G.Hartmann	6	6	3	170	3	-	-	42*	56.67	32	114	4	-	1/16	28.50	3.5	248
D.Tynan	4	3	2	87	2	-	-	42*	87.00	14	83	3	-	1/17	27.67	5.9	143
M.Walton	6	4	1	33	-	-	-	12	11.00	34	164	8	2	4/15	20.50	4.8	129
R.Dungan	5	4	1	34	-	-	-	18	11.33	22	87	5	-	2/14	17.40	4.0	114
S.Dooley	6	6	2	100	1	-	-	40*	25.00	5	47	1	-	1/20	47.00	9.4	112
K.O'Meara	6	4	1	33	-	-	-	22*	11.00	23	136	6	-	2/16	22.67	5.9	105
D.Bowyer	6	4	2	25	-	-	-	12*	12.50	36	190	3	-	1/25	63.33	5.3	101
J.Yoffa	4	4	1	31	-	-	1	22*	10.33	15	84	4	-	2/20	21.00	5.6	89
S.Grocott	3	3	1	52	1	-	-	44*	26.00	-	-	-	-	-	-	-	67
J.Dobbie	4	4	1	51	-	-	-	37*	17.00	7	35	-	-	0/12	** **	5.0	61
B.Johnson	7	5	2	51	-	-	-	28	17.00	-	-	-	-	-	-	-	61
A.King	1	1	1	40	1	-	-	40*	** **	3	27	-	-	0/27	** **	9.0	40
R.Bowyer	2	1	-	-	-	-	1	0	0.00	10	50	2	-	2/16	25.00	5.0	34
J.Ryan	1	1	-	31	-	-	-	31	31.00	6	32	-	-	?	** **	5.3	31
I.Sharp	1	1	1	14	-	-	-	14*	** **	4	30	-	-	0/30	** **	7.5	24
A.Chhugani	3	3	-	9	-	-	-	5	3.00	4	25	-	-	0/25	** **	6.3	19
D.Ellis	4	2	-	7	-	-	-	6	3.50	-	-	-	-	-	-	-	12
D.Coutts	3	3	-	-	-	-	3	0	0.00	-	-	-	-	-	-	-	3



Over 60s - 17 February 2013



## OVER 60s

Played 18 Won 11 Lost 7 Tied 0 No Result 0 Players Used 24 Final Position: ?

## MOST RUNS

521 J.Ryan  
337 W.Dummett  
284 S.Pascoe  
256 R.Baird  
245 B.Johnson

## MOST WICKETS

14 P.Denton  
B.Johnson  
J.Ryan  
9 D.Beatty  
S.Pascoe

## HIGH TEAM SCORE

6/255 vs Casey-Iona R12

## LOW TEAM SCORE

10/68 vs Gippsland R02

## BEST PARTNERSHIP

91 J.Ryan & G.Lawrence  
2nd wicket vs Bayside Blue R03

## HIGH SCORES

43\* J.Ryan  
I.Sharp  
42\* P.Denton  
B.Johnson  
41\* R.Baird

## BEST BOWLING

3/26 P.Denton  
3/34 B.Johnson  
3/51 D.Beatty  
2/8 N.Brown  
2/9 S.Pascoe


## RECORDS

Most runs in a season in Vets - J.Ryan (552)  
Equal most wickets in a season in Vets  
14 - P.Denton, B.J.Johnson, J.Ryan

## RESULTS

R01	Lost	Warrandyte 8/128 (S Pascoe 40*, R Baird 30) l/t Casey 5/163 (P Denton 2/20)
R02	N/R	Gippsland 2/93 d Warrandyte 68
R03	Won	Whitehorse 9/164 (S Pascoe 2/9, DM Beatty 2/15) l/t Warrandyte 6/168 (JR Ryan 41*, W Dummett 40*)
R04	Won	Warrandyte 2/113 (JR Ryan 29*) d Brighton Union 3/99
R05	Won	Bayside Blue 4/209 l/t Warrandyte 6/220 (P Denton 42*, JR Ryan 41*, B Johnson 40*, W Dummett 34, G Lawrence 33)
R06	Won	Warrandyte 5/190 (B Johnson 42*, I Sharp 42*, JR Ryan 41*, G Lawrence 27) d Essendon 6/177 (B Johnson 3/35)
R07	Lost	Mornington Peninsula 6/153 d Warrandyte 8/149 (R White 41*, S Pascoe 34)
R08	Won	Warrandyte 6/233 (JR Ryan 42*, G Ofield 40*, W Dummett 36) d Hobsons Bay 181 (B Johnson 3/34, JR Ryan 2/23)
R09	Won	Iona 7/108 (P Denton 2/13) l/t Warrandyte 3/111 (JR Ryan 34*)
R10	Lost	Geelong 6/151 (B Johnson 2/19) d Warrandyte 8/150 (S Pascoe 41*, B Johnson 33*, J Rees 27)
R11	Won	Bayside Gold 7/154 (S Pascoe 2/9, J Baker 2/11) l/t Warrandyte 1/160 (JR Ryan 43*, W Dummett 40*, R Baird 35*)
R12	Won	Warrandyte 6/255 (I Sharp 43*, R Baird 41*, S Pascoe 40*, B Johnson 35*, J Baker 30*) d Casey - Iona 9/236 (DM Beatty 3/51)
R13	Lost	Warrandyte 4/184 (S Pascoe 40*, JR Ryan 35, R White 33*, A Cornell 32) l/t Geelong 0/196
R14	Won	Mt Evelyn 5/159 l/t Warrandyte 1/162 (W Dummett 40*, JR Ryan 40*, R Baird 37*, E Williams 26)
R15	Lost	Ringwood 3/147 (P Denton 3/26) d Warrandyte 2/146 (W Dummett 41*, JR Ryan 40*, S Pascoe 28*)
R16	Won	Warrandyte 6/242 (R Baird 41*, I Sharp 38*, E Williams 38*, B Johnson 35) d ACS 5/246 (JR Ryan 2/15)
R17	Won	Essendon 174 (Brown 2/8, Pascoe 2/18, Johnson 2/23) l/t Warrandyte 3/230 (Pascoe 40*, White 40*, Ryan 40*, Ofield 29, Brown 26*, Baird 25*)
R18	Won	Warrandyte 5/176 (W Dummett 40*, JR Ryan 40*, E Williams 27) d Yarra Valley 6/118 (PF Robinson 2/12)

STATS	M	I	N	Runs	40	100	0	H/S	Avg	Ov	R/A	W	3w	B/B	Avg	R/R	Pts
J.Ryan	18	18	#	521	2	-	1	43*	74.43	106	414	14	-	2/15	29.57	3.9	784
B.Johnson	15	10	7	245	2	-	1	42*	81.67	97	362	14	2	3/34	25.86	3.7	508
W.Dummett	14	14	5	337	2	-	-	41*	37.44	-	-	-	-	-	-	-	477
S.Pascoe	14	9	7	284	2	-	1	41*	142.00	102	198	9	-	2/9	22.00	1.9	477
P.Denton	15	11	4	111	2	-	2	42*	15.86	72	338	14	1	3/26	24.14	4.7	359
R.Baird	10	10	5	256	2	-	1	41*	51.20	5	31	-	-	0/5	** **	5.7	326
I.Sharp	16	11	5	179	2	-	1	43*	29.83	9	51	-	-	0/3	** **	5.7	289
D.Beatty	15	9	2	78	2	-	1	19	11.14	64	297	9	1	3/51	33.00	4.6	286
G.Ofield	17	10	4	92	2	-	-	40*	15.33	69	355	5	-	1/16	71.00	5.1	242
R.White	8	6	5	141	2	-	-	41*	141.00	1	7	1	-	1/7	7.00	7.0	208
A.Cornell	11	9	3	118	2	-	-	32	19.67	24	139	2	-	1/20	69.50	5.8	202
N.Brown	8	7	3	58	2	-	1	26*	14.50	16	56	5	-	2/8	11.20	3.6	173
G.Lawrence	7	7	1	103	2	-	-	33	17.17	3	11	1	-	1/8	11.00	3.7	155
P.Robinson	7	2	-	13	2	-	-	11	6.50	48	210	6	-	2/12	35.00	4.4	125
P.Stockbridge	15	8	2	20	2	-	3	15	3.33	3	7	-	-	0/2	** **	2.3	110
E.Williams	3	3	1	91	2	-	-	38*	45.50	7	29	-	-	0/13	** **	4.1	106
J.Rees	9	7	3	59	2	-	-	27	14.75	4	50	-	-	0/10	** **	12.5	104
A.King	6	4	2	40	2	-	1	24*	20.00	23	134	2	-	1/18	67.00	5.8	94
J.Smith	7	4	1	20	2	-	-	8	6.67	12	56	1	-	1/7	56.00	4.7	67
J.Baker	2	1	1	30	2	-	-	30*	** **	9	39	2	-	2/11	19.50	4.3	64
B.Dobson	1	-	-	-	2	-	-	-	-	6	12	1	-	1/12	12.00	2.0	17
R.Pask	1	1	1	11	2	-	-	11*	** **	-	-	-	-	-	-	-	16
A.Szenis	2	-	-	-	2	-	-	-	-	1	8	-	-	0/8	** **	8.0	10
A.Williams	1	-	-	-	2	-	-	-	-	2	10	-	-	0/10	** **	5.0	5



Although Steve Pascoe is about to lose his title of most senior runs to Brett Kline, he is poised to become the first player to reach 10,000 runs for the club.

Currently with 9,939 runs, which includes 6,485 in the seniors & 3,451 in the veterans, Steve needs only 64 more runs for the historic milestone.

## UPCOMING EVENTS



### YOUNG GUNS VS OLD FARTS

Sunday October 20

Warrandyte Reserve #2 - 1pm



Saturday Night

November 9

WCG - 7:30pm

**T20 @ WCG - 5pm Tues Nov 12 vs Wonga Park**

### WCC PAST PLAYERS DAY

Sunday January 26 from 1pm

**FAMILY  
DAY**

**SUNDAY FEBRUARY 9**

*Family Day - Entertainment all day including  
face painting, jumping castle, cricket matches  
on the main oval, raffles and more!*



**WCC GOLF DAY**  
**SUNDAY FEBRUARY 23**



**2013/14**

**WCC PRESENTATION NIGHT &  
STEVE PASCOE MEDAL COUNT**

**FRIDAY MARCH 28 2013 6:30pm**

**VENUE - TBA**



**1. JOHN (JACK) MOORE**

Inducted in 1929, John was the club's first Life Member. The award was made for his outstanding ability as a player, administrator and supporter of local cricket.

**2. HORRIE SMITH JNR**

Horrie Smith lived in Warrandyte all of his life, growing up on an orchard. He was a tough competitor and played all of his cricket as a wicketkeeper. He was still playing when he died aged 64.

**3. JACK McAULEY**

Inducted in 1959, Jack started playing before WWII. He opened the batting but was best known for his leg break bowling. The 1st XI Club Championship is named in his honour. His career spanned an phenomenal 47 years from 1921 to 1968.

**4. ALLAN CHAPMAN**

Widely regarded as one of the best players in the club's history. An opening bowler and batsman he was a long time captain of the club and also served on the committee and as president. He also coached the women's team.

**5. LES ADAMS**

An all-round cricketer and long serving administrator. Les had the vision of forming the club's junior section in 1957. A committee member and president, he was widely recognised as an outstanding leg spin bowler.

**6. JOHN CHAPMAN**

Started as a junior in 1959 and developed into one of the club's best opening batsmen and wicketkeepers. John has been president, secretary and treasurer of the club as well as junior team manager.

**7. ALAN BELLINGER**

Inducted in 1983, Alan started in Warrandyte's U16 team in 1959 and was the first junior player to serve on the committee. He was a committee member for 20 years and was also president. Alan is a premiership captain.

**8. GEOFF DAY**

Inducted in 1983, Geoff enjoyed a lengthy playing career commencing in the 1950s. A strong supporter of the club since his retirement, especially at junior level, he served as a committee member and is a former president.

**9. STEPHEN PEAKE**

Inducted in 1983, Steve was a member of the club's first junior premiership team. He coached junior teams and won five 2nd XI bowling awards. A 2nd XI captain and committee member, he won an A Grade and Chandler Shield premiership.

**10. JOHN MCCARTIN**

A junior player who first played seniors in 1971/72. He was a former committee member and chairman of selectors, and captained the 1979/80 2nd XI Premiership side. He is the only life member of both Warrandyte cricket and football clubs.

**11. MARIA MCGHEE**

Inducted in 1990, was a founding member of the women's team in 1975, she also coached the women's team, was a committee member, treasurer and secretary and was the VWCA delegate. The trophy for best junior cricketer in seniors is named in her honour.

**12. STEVE PASCOE**

Was appointed the club's first official coach in 1977. Since then he has held countless positions including president, secretary and treasurer. He was a member of a record five senior premiership sides. Former president, secretary and a life member of the RDCA.

**13. JOE SCICLUNA**

A hard working committee member, grounds manager and bar manager over many years. A strong supporter of Warrandyte's junior cricket. Played in grades from the 2nd XI to the 5th XI over 70 matches since his first game in 1978/79.

**14. JENNY CHAPMAN**

A member of the first women's team in 1975. Jenny was an outstanding all-rounder, and also kept wickets. She captained the women's team and played in both of their premierships, was a committee member and long time manager of the club's business directory.

**15. JENNI CHAPMAN**

(nee McLaws) A founding member of the club's first women's team, she was a dual premiership player and was captain of the 1991/92 premiership team. A committee member for 12 years including as treasurer.

**16. ANN PASCOE**

Ann commenced as official 1st XI scorer in 1977 and has to date kept score in over 400 1st XI matches. A former club secretary and treasurer, Ann's long association with the club continues today.

**17. GEOFF TAYLOR**

Inducted in 1994, a former committee member and president. Played in all grades since 1977. Was a strong supporter of junior cricket coaching and managing a number of teams. Geoff has returned to the committee where his son, Ben, is currently president.

**18. MARK DAVIS**

Inducted in 1995, a product of the club's junior teams, Mark first played seniors in 1966/67. He played in the A Grade premiership in 1979/80 and the Chandler Shield flag in 1981/82. His long committee service included three years as president.

**19. BRIAN CHAPMAN**

Inducted in 1996, Brian started with the club's under 12's in 1971. Injuries shortened his playing career as a top order batsman and medium pace bowler. Brian coached the Women's XI and was also a senior coach. Former committee member and selector.

**20. JIM GATHERCOLE**

Inducted in 1996, Jimmy first played in 1977/78 and became a prolific runscore in the club's lower grades playing in the 1984/85 4th XI premiership. A strong supporter of junior cricketers he was also a committee member. Enjoyed many a hand of poker after training.

**21. BRETT KLINE**


Inducted in 1998. Starting as a junior in 1977, has been a member of four premiership sides from Under 14 to Chandler Shield, captaining the 2nd XI to a flag in 1990/91. Served for 14 years on the committee, and has played the most senior games.

**22. PETER BAKER**

Long time supporter and behind-the-scenes worker at the club. Peter was a strong supporter of the junior grades where he was a manager/coach. Peter also served as a committee member and dished up many a snag on the BBQ.

**23. ROBERT WHITE**

Joined as a player in 1970/71, one of the finest cricketers ever to play for Warrandyte. Long time president and committee member, with a host of individual honours including multiple club champion and a record eight 1st XI batting awards.

**24. GERALD WALSH**

Inducted in 2004, making his senior debut aged 16 in 1979, 'Pup' is one of the most decorated cricketers at Warrandyte, and holds the club record for wickets taken. Multiple club champion and bowling award winner, and former 1st XI captain.

**25. GREG CREBER**

Inducted in 2004, a junior player at Warrandyte, he played his first senior game in 1982/83, and has captained a number of grades. A long time committee member, president and junior coach. Greg is still a tireless worker on and off the field.

**26. GRAHAM LAWRENCE**

Graham's involvement with the club stretches back to the mid 1970's, and was involved with the junior club. Over the years Graham's dedication to the club has not waned, and he is a regular supporter at matches to this day, as well as playing for the veterans.

**27. DAVID MOONEY**

Inducted in 2008. In a distinguished career stretching back to 1990, Dave has provided the club with on and off field leadership as a long serving member of the committee and former 1st XI captain. He holds the record of highest score ever in the 1st XI.

**28. STEPHEN GODDARD**

Inducted in 2011, a 200+ game veteran since joining the club in 1991. But Mystery's best work has been done off field. His dedication to the statistics, honourboards and website, as well as serving as a long time committee member has earned him the highest honour.

# CURRENT PLAYER STATS

	M	Runs	Av	Wk	Av
R.Aitchison	V	8	16	2.7	- ***
N.Aly	S	86	1268	15.7	20 26.7
R.Baird	V	10	256	51.2	- ***
B.Baker	S	236	5488	23.2	5 16.0
J.Baker	V	2	30	***	2 19.5
M.Baker	J	36	250	9.6	38 12.4
T.Baker	S	17	187	14.4	14 29.1
	J	37	468	26.0	29 21.3
C.Barry	S	80	1812	26.6	60 19.7
	J	27	698	38.8	33 13.4
D.Barry	S	88	1033	18.1	123 19.6
	J	27	193	9.2	14 26.3
A.Beardall	S	210	2125	15.9	309 23.2
D.Beatty	V	22	170	14.2	9 38.6
M.Bowen	S	45	678	20.5	19 19.4
B.Bowyer	S	1	-	0.0	3 9.0
	J	17	248	22.5	11 15.8
D.Bowyer	S	8	63	15.8	14 19.4
	V	20	90	12.9	18 26.8
R.Bowyer	S	7	35	7.0	- ***
	V	27	401	18.2	18 27.6
S.Bowyer	S	15	782	60.2	7 33.3
	V	29	760	69.1	22 23.0
T.Brent	S	171	4029	23.8	8 44.5
N.Brown	V	15	136	27.2	12 16.8
C.Buffington	V	3	13	4.3	2 11.0
J.Bumpstead	S	15	227	16.2	- ***
	J	36	976	37.5	20 14.6
G.Burkhalter	V	13	97	12.1	15 26.4
D.Burns	S	39	59	6.6	27 30.8
	J	27	98	7.5	11 21.4
M.Chapman	S	193	2444	15.1	- ***
J.Cleaves	S	99	1767	20.1	36 28.9
	J	6	138	46.0	3 19.3
A.Closs	J	29	217	9.4	11 26.2
W.Coard	J	26	99	5.0	20 10.4
D.Codling	V	3	35	11.7	1 88.0
A.Cornell	V	100	991	13.6	37 29.8
A.Coutts	S	15	66	6.6	- -
	J	33	61	2.9	22 15.8
D.Coutts	S	1	-	0.0	- -
	V	12	14	2.0	- ***
M.Coutts	J	17	12	2.4	7 22.3
N.Croft	S	239	4075	23.7	246 20.0
C.Day	S	247	5376	23.4	14 22.7
P.Denton	V	26	170	12.1	21 27.3
B.Dixon	S	22	43	3.3	1 70.0
	J	7	3	0.6	3 12.3
J.Dobbie	V	5	52	17.3	1 42.0
B.Dobson	V	1	-	-	1 12.0
S.Dooley	V	6	100	25.0	1 47.0
J.Duffell	S	10	188	20.9	5 43.4
W.Dummett	V	40	933	33.3	- ***
R.Dungan	V	5	34	11.3	5 17.4
D.Ellis	S	2	-	***	- -
	V	17	26	6.5	1 63.0
T.Ellis	S	61	413	13.3	60 26.5
	J	58	733	22.2	42 14.7
T.Fitzpatrick	V	3	24	12.0	- ***
M.Gaffney	S	75	213	7.1	92 22.8
	J	39	412	13.7	30 22.3
M.Gamble	S	69	968	15.4	7 47.9
D.Gidley	S	197	1610	13.4	284 21.7

	M	Runs	Av	Wk	Av
S.Goddard	S	239	4618	19.1	31 29.8
	V	6	87	21.8	1 34.0
D.Gordon	S	11	41	5.1	15 26.3
T.Greve	S	82	2513	31.0	52 21.2
P.Grocott	J	17	122	11.1	2 29.5
S.Grocott	S	1	81	81.0	1 1.0
	V	14	198	22.0	- ***
M.Hamilton	V	4	120	###	5 7.4
P.Hanson	S	36	284	14.2	3 48.3
	V	9	109	15.6	5 15.0
G.Hartmann	S	47	1475	38.8	72 18.5
	V	10	230	57.5	8 22.8
S.Haworth	S	144	2502	21.6	114 26.2
R.Hoiberg	S	73	1214	16.9	2 23.5
	J	21	291	17.1	4 9.8
C.Holland	S	205	3127	17.5	337 18.3
J.Huntley	J	15	56	4.7	1 ####
B.Jackson	J	17	147	11.3	12 21.8
C.Jackson	V	35	531	18.3	30 18.7
T.Jackson	J	17	26	2.4	8 26.1
J.Jennings	J	9	3	0.8	3 38.0
B.J.Johnson	S	45	830	23.7	22 13.5
	V	116	1284	18.6	78 27.6
B.A.Johnson	V	22	123	12.3	- -
R.Khatry	S	62	1522	26.2	42 22.2
	V	3	88	88.0	1 23.0
L.Killey	S	13	20	4.0	29 15.3
	J	38	275	11.5	53 9.5
A.C.King	S	91	2354	32.7	133 17.4
	V	90	1305	22.9	62 28.3
B.R.Kline	S	347	6484	20.9	94 21.5
L.Kranjc	V	12	48	5.3	2 6.0
D.Lamba	V	19	364	26.0	9 38.8
D.Lander	S	62	954	22.2	- -
G.Lawrence	S	188	4248	20.5	6 51.7
	V	97	792	10.6	19 39.7
A.Lawson	V	7	72	24.0	6 24.2
C.Lincoln	S	164	595	6.9	248 21.5
S.Lockie	S	75	379	10.2	103 19.3
	J	26	93	5.2	20 17.9
P.Mackey	S	2	32	16.0	2 16.0
	V	28	530	27.9	24 23.5
D.Mathews	S	13	238	19.8	2 20.5
A.McIntosh	S	78	828	20.2	150 15.7
	J	7	55	11.0	11 18.2
J.McKellar	S	70	1355	25.1	95 18.8
T.McKenzie	J	9	51	7.3	3 40.0
B.McMellan	S	29	436	16.8	10 31.4
	J	42	711	28.4	15 26.7
S.Minns	S	13	150	13.6	19 30.8
D.Mooney	S	278	5207	22.4	24 23.7
T.Nilsson	S	6	116	19.3	- ***
	J	28	607	43.4	17 14.2
H.Oehlmann	J	7	34	5.7	1 79.0
G.Ofield	V	27	104	9.5	8 62.1
K.O'Meara	S	4	4	4.0	- ***
	V	6	33	11.0	6 22.7
N.Oremek	S	28	121	11.0	25 25.3
	J	49	82	3.6	7 43.0
C.Padfield	J	25	142	7.9	18 12.9
M.Panozzo	S	7	23	4.6	1 66.0
M.Papadakis	J	5	33	8.3	2 62.0
N.Papadopoulos	S	3	4	2.0	3 27.0

	M	Runs	Av	Wk	Av
M.Parker	V	19	34	2.8	14 17.5
S.Pascoe	V	3	11	3.7	- ***
	S	270	6485	33.1	326 21.2
	V	162	3451	39.7	109 21.0
B.Poole	J	12	57	7.1	15 9.1
D.Poole	J	13	140	17.5	4 24.0
J.Poole	J	34	468	15.6	18 16.1
J.Prangley	S	162	1446	13.8	319 17.3
A.Prescott	J	16	42	10.5	5 20.2
H.Prescott	J	21	71	4.7	8 34.6
C.Pyke	J	5	16	5.3	- ***
R.Readon	J	43	56	2.4	18 26.2
G.Rees	S	112	1745	20.3	135 16.8
	V	7	29	4.8	5 29.2
J.Rees	V	18	93	15.5	3 48.0
T.Rees	S	82	1259	18.0	54 24.4
	J	26	555	29.2	13 26.6
J.Reeve	V	13	89	14.8	2 64.5
L.Revell	S	109	2777	27.8	13 21.3
P.Robinson	V	22	79	11.3	17 31.0
H.Rostron	J	16	97	9.7	2 83.0
J.Ryan	S	6	195	32.5	2 20.0
	V	46	1226	51.1	34 25.8
I.Sharp	V	79	894	20.8	24 29.9
S.Smead	S	149	3319	25.0	130 24.6
D.A.Smith	J	8	9	1.8	3 42.0
J.A.Smith	V	7	20	6.7	1 56.0
S.Smith	V	5	31	7.8	- ***
B.Sproat	J	35	69	2.8	5 72.4
B.Stafford	S	32	172	11.5	18 42.4
	J	34	163	6.3	25 21.7
J.Stanley	J	19	55	3.9	22 13.7
P.Stockbridge	V	20	21	3.0	- ***
B.Stubbs	V	7	20	3.3	3 39.0
B.Synnot	J	13	38	6.3	- ***
B.Taylor	S	100	2224	21.6	3 26.0
	J	7	146	20.9	9 14.1
N.Taylor	S	26	367	15.3	15 37.9
E.Theodorou	V	4	75	37.5	- ***
A.Thomas	S	30	463	19.3	19 23.3
	V	4	32	8.0	2 44.5
D.Trentfield	J	28	89	4.9	5 46.2
D.Tucker	V	20	78	5.6	1 79.0
J.Tutic	V	4	9	3.0	1 57.0
D.Tynan	V	32	544	20.1	8 28.8
M.Walton	V	53	140	12.7	39 27.9
E.Ward	J	9	18	3.6	4 30.3
S.Warr	S	178	1128	12.0	317 19.5
G.Warren	S	75	1471	24.9	74 19.7
	V	32	658	27.4	21 27.7
L.Warren	S	61	379	11.1	71 23.8
	J	50	595	19.8	64 14.5
J.Weatherley	S	52	1053	22.4	16 20.6
J.Welch	J	9	1	0.3	2 52.5
D.Wellesley	S	136	3272	26.4	73 29.9
A.White	S	145	5136	37.2	138 21.3
R.White	S	231	6115	36.2	334 18.1
	V	109	2493	47.0	78 21.1
S.Wildsmith	S	6	4	1.0	2 38.0
A.Williams	V	18	3	1.5	3 39.7
E.Williams	V	35	747	35.6	22 30.5
J.Yoffa	V	22	173	10.2	13 25.1
G.Zach	S	99	2248	21.4	3 42.7

Juniors Seniors Veterans

Career stats of all players that played any grade last season. Junior stats are from 2001/02 only



	Seniors	1st XI	2nd XI	3rd XI	4th XI	5th XI	6th XI	T20	Juniors	Vets	All
HIGHEST SCORES											
1	9/548	8/526	7/407	428	9/548	6/365	362	4/193		6/255	9/548
2	8/526	5/421	401	5/383	7/499	9/359	8/355	9/177		2/251	8/526
3	7/499	6/403	8/381	9/371	464	6/328	316	6/153		4/242	7/499
4	464	5/369	8/371	9/360	5/435	4/323	316	4/152		6/242	464
5	5/435	8/365	9/361	6/357	9/420	8/308	294	10/151		6/233	5/435
6	428	7/344	359	9/354	408	297	276	5/148		3/230	428
7	5/421	8/339	8/359	7/353	3/407	9/296	272	5/137		3/224	5/421
8	9/420	7/339	6/355	8/350	9/405	295	268	9/135		5/223	9/420
9	408	4/337	5/350	8/346	7/396	292	265	134		3/220	408
10	7/407	334	350	7/341	8/391	290	264	8/133		6/220	7/407

	Seniors	1st XI	2nd XI	3rd XI	4th XI	5th XI	6th XI	T20	Juniors	Vets	All
LOWEST SCORES											
1	11	11	19	42	21	25	36	131		29	11
2	11	11	20	44	28	29	40	8/133		45	11
3	17	17	22	45	30	44	46	134		56	17
4	17	19	23	47	33	49	56	9/135		56	17
5	19	19	25	48	36	53	81	5/137		59	19
6	19	20	26	49	38	55	90	10/151		68	19
7	20	21	27	50	46	56	94	9/177		71	20
8	20	21	28	53	46	57	97	4/193		72	20
9	21	22	29	55	52	64	101			84	21
10	21	22	29	58	53	68	106			85	21

	Seniors	1st XI	2nd XI	3rd XI	4th XI	5th XI	6th XI	T20	Juniors	Vets	All
BEST BATTING											
1	196	184*	171*	196	192*	185	145	101*		65*	196
2	192*	174	148*	162	188	150	125	50		53*	192*
3	188	159	138*	145	175	132	121	49*		52*	188
4	185	158	136	144	167	131	120	47		52*	185
5	184*	156*	134	140	166	130	101	44		48*	184*
6	175	156	134	133*	165	126*	100	41		45*	184
7	174	150*	131	129	156*	124*	99	41		45*	175
8	171*	147	131	126*	154	116	94	38*		45*	174
9	167	146*	130	123	149	111*	94	38		45*	171*
10	166	143*	126	121*	147*	111	92	36		45*	167

	Seniors	1st XI	2nd XI	3rd XI	4th XI	5th XI	6th XI	T20	Juniors	Vets	All
BEST BOWLING											
1	10/56	10/56	9/24	8/9	9/135	8/108	7/34	4/26		5/8	10/56
2	9/17	9/17	9/27	8/19	8/18	7/20	7/47	4/29		5/42	9/17
3	9/24	9/25	9/49	8/20	8/24	7/27	7/47	4/31		4/3	9/24
4	9/25	9/26	8/14	8/32	8/57	7/36	6/12	3/5		4/10	9/25
5	9/26	9/46	8/20	8/44	7/14	7/36	6/68	3/19		4/11	9/26
6	9/27	8/13	8/32	8/64	7/35	7/39	5/6	3/24		4/11	9/27
7	9/46	8/18	8/47	8/90	7/46	7/56	5/24	3/33		4/13	9/46
8	9/49	8/19	8/89	7/14	6/8	7/63	5/28	3/35		4/13	9/49
9	9/135	8/28	8/90	7/18	6/15	6/9	5/32	3/51		4/15	9/135
10	8/13	8/35	7/11	7/26	6/26	6/13	5/35	2/13		4/15	8/13

	Seniors	1st XI	2nd XI	3rd XI	4th XI	5th XI	6th XI	T20	Juniors	Vets	All
BEST PARTNERSHIPS											
1w	285	203	285	182	145	116	76				285
2w	248	189	161	190	248	155	100				260
3w	254	248	211	244	254	160	41				254
4w	206	163	206	153	198?	168	35				206
5w	248	201	140	170	133	144	44				248
6w	202	145	108	202	133	80	85				202
7w	174	174	136	120	162	140	39				174
8w	153	153	111	117	0	79	48				153
9w	145	97	93	95	124	145	33				145
10w	86	86	79	85	117	48	27				86



3rd XI - 17 February 2013

# Club Incentive Program

## Club Incentive Program

- Over and above our Sponsorship & Grants Programs, we have selected your club to participate in our Club Incentive Program
- To demonstrate this more clearly, Warrandyte **Community Bank**<sup>®</sup> is offering your club specific community sponsorship related to the banking the club and its members do with the bank
- The Warrandyte **Community Bank**<sup>®</sup> will provide the following support for your club with this program:
  - Funding of \$1,000 to your club for every approved home loan over \$250,000.
  - Providing your club with sponsorship income driven by your club members' support.

## The bottom line

\$1,000 to the club for every home loan of \$250,000 or more. Unlimited / not capped.  
Assistance offered to club members with switching banks.

## The fine print

- Can I split the incentive between two clubs?  
*To ensure your club receives maximum benefits from this program we suggest one club only be nominated.*
- Can Warrandyte Community Bank share details of who has switched?  
*No. Under privacy laws, we cannot name customers, but can advise your committee what business has been received thanks to the incentive program eg, "Five home loans were written this month direct from your member base. This means \$5,000 to your club, thank you."*
- How about for loans less than \$250k? Eg, a top up loan of \$100,000 for renovations?  
*The incentive is only applicable to loans drawn down to the value of \$250,000 plus.*
- How about existing customers?  
*Existing customers qualify if the refinance figure is more than \$250,000.*

## Conclusion

Grow banking business = grow our contribution to the community

**This bank belongs to the local community.  
Support it and it will support you!**

If you'd like to find out more call in and see Mark Challen  
or Gavan Costin at 144 Yarra Street, Warrandyte  
or phone 9844 2233.

We're open Monday to Friday 9am to 5pm  
and Saturday 9am to 12noon.

